

# Ecclesiastes

## Lesson Objectives

- The students will summarize the message of Ecclesiastes in their own words.
- The students will identify three things that Solomon considered meaningless.
- The students will state one way they will keep God's commandments this week.

## Lesson Text

Ecclesiastes 1-12

## Scripture Memory Verse

Now all has been heard;  
here is the conclusion of  
the matter:  
Fear God and keep his  
commandments,  
for this is the whole duty  
of man.

*Ecclesiastes 12:13*

## Lesson Plan

Greeting and Registration

Preclass Activity: I've Heard  
Everything

Welcome and Singing

Centers:

Bible Story: Words of Wisdom

Craft: Wise in God's Eyes

Scripture Memory: It Really Matters

NOTE: Allow time for a snack.



P  
R  
E  
•  
C  
L  
A  
S  
S

# Ecclesiastes

## I've Heard Everything

The students will preview today's Bible Story and Scripture Memory Verse in this activity.

### Materials

For each student:

- pencil

Reproducible Pages:

- Page A, 1 copy for each student

### Preparation

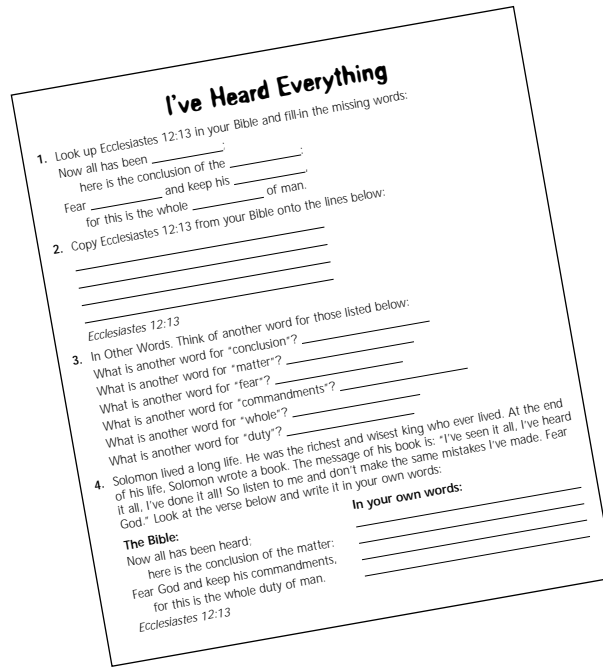
Complete the activity on your copy of Reproducible Page A.

### Instructions

1. Greet the students as they arrive. Tell them that during Preclass they will preview today's Scripture Memory Verse and the important ideas from today's Bible lesson.
2. Distribute the copies of Reproducible Page A and the pencils. Make sure that each student has access to a Bible. Encourage the students to work with a partner.
3. Circulate among the students to offer help and suggestions. Make sure they write their names on their pages.

### Teacher Tips

- You may want to provide additional review activities for this Preclass, including worksheets or activities from previous lessons in this unit.
- Some visiting children may have difficulty with this activity. Be available, along with your adult assistants, to work with small groups of students to complete questions 3 and 4 on their copies of Reproducible Page A.



# Ecclesiastes

## Words of Wisdom

The students will learn the message of Ecclesiastes as they consider what is meaningful in their lives.

### Materials

*For the teacher:*

- large writing surface
- 1 index card
- black marker

### Preparation

1. On the index card, write: \$\$ A Million Dollars \$\$.
2. Practice presenting this Bible Story with emphasis and feeling.

### Introducing the Bible Story

Open your Bible to Ecclesiastes 1. Invite the students to open their Bibles. Tell the students that today's Bible Story comes from the book of Ecclesiastes which Solomon wrote at the end of his life. Explain that the book contains his thoughts and ideas about life and work and what is truly important. Tell the students that they will read with you during different parts of the story.

### Presenting the Bible Story

Read Ecclesiastes 1:1-11 aloud together with the students. Ask them how they think Solomon felt when he wrote these words. (sad; discouraged; tired)

*Solomon devoted his entire life to finding meaning. Solomon took on many projects. He built houses, gardens and palaces. He studied books and all different kinds of philosophies. He had musicians and dancers and performers to entertain him. He wore the best clothes and ate the best food. He traveled all over the world and met many people. Solomon realized that no matter what he did or what he saw, it was all meaningless! Nothing could make him happy for a long time.*

*Let's read the words of Solomon in Ecclesiastes 3:1-8. Have the students read them aloud with you:*

*There is a time for everything,*

*and a season for every activity under heaven:*

*a time to be born and a time to die,  
a time to plant and a time to uproot,  
a time to kill and a time to heal,  
a time to tear down and a time to build,  
a time to weep and a time to laugh,  
a time to mourn and a time to dance,  
a time to scatter stones and a time to gather them,  
a time to embrace and a time to refrain,  
a time to search and a time to give up,  
a time to keep and a time to throw away,  
a time to tear and a time to mend,  
a time to be silent and a time to speak,  
a time to love and a time to hate,  
a time for war and a time for peace.*

*Solomon understood one thing: God is in control. Everything has a proper time, and God is over it all.*

### A Million Dollars

Tell the students that you are going to give them a pretend million dollars. Let each student take a turn holding the card while you ask them what they would do with the money. Write the answers on the large writing surface.

Look at the list and decide if there is anything written on the list that Solomon did not try to do. Determine that Solomon probably did everything they would ever want to do—or something just like it—and came to one conclusion: it was all meaningless. Solomon realized that he could not buy happiness, no matter how much money he had. He realized the key to being happy was to make God happy. *Listen to Solomon's final words in Ecclesiastes 12:13:*

*Now all has been heard;*

*here is the conclusion of the matter:  
Fear God and keep his commandments,  
for this is the whole duty of man.*



**3rd and 4th Grades**

# Ecclesiastes

## Sharing with Others

Ask the students if they can think of someone who is unhappy because they never have enough. Encourage the students to share the story of Ecclesiastes with that person and invite them to church. Close with a prayer for the students to feel happy when they serve and obey God.

## Teacher Tips

- Be sensitive to the students who might not be comfortable reading aloud. Encourage the students who participate in the reading, not focusing on those who do not.



C

R

A

F

T

# Ecclesiastes

## Wise in God's Eyes

The students will make a craft that will remind them of the source of true wisdom.

### Materials

*For each student:*

- 1 piece of poster board, 3" x 25"
- 1 piece of poster board, 8" x 8"
- 1 brass fastener
- 4 pieces of yarn, 10"
- glue stick
- crayons or markers

*For the teacher:*

- scissors
- stapler
- invisible tape
- ballpoint pen

*Reproducible Pages:*

- Page B, 1 copy for each student

### Preparation

1. For each student, tie the four pieces of yarn together with a knot at one end, making a tassel.
2. For each student, cut out the signs from the copies of Reproducible Page B.
3. Make a sample craft to show the students.

### Instructions

1. Introduce today's activity: *In today's lesson, you learn about Ecclesiastes, the book that Solomon wrote at the end of his life. In this book, King Solomon tells about all that he had done in his life—the many projects, travels and adventures that he took. But after all Solomon had seen and done, he had one conclusion: it was all meaningless! Everything was meaningless. Nothing could fill him up and make him happy. Nothing but God! In the end of the book, Solomon says that the only thing that matters is to fear God and keep his commands. Solomon was perhaps the wisest man who ever lived. We can also be wise like Solomon—wise in God's eyes—if we learn this lesson.*

2. Show the students your sample craft. Explain that it looks just like a graduation cap, which students wear when they graduate from school. Ask them if they have a brother or sister or parent who has ever graduated from school. Tell the students that this special cap is a symbol of wisdom because it shows that the person who wears it has successfully completed their studies. Tell the students that this cap will remind them to be wise in God's eyes and to remember to fear God and obey his commands.
3. Distribute the poster board strips and squares, the signs you prepared, the crayons and the glue sticks to the students. Have them color and glue the signs onto their poster board squares, as shown in Figure A.
4. As the students are completing Step 3, circulate among them to fit the poster board strips around their heads and staple them, as shown in Figure B. At the same time, have an assistant place a small hole in the center of each poster board square, using the tip of a ball point pen or scissors, as shown in Figure C.
5. Have them tape the insides of their poster board strips to the poster board squares, as shown in Figure D.
6. Distribute the yarn tassels to the students and the brass fasteners. Help them place their brass fasteners through the knots at the end of their tassels and into the holes in the center of their squares, as shown in Figure E. Help them to open the prongs of their brass fasteners carefully, securing their tassels.
7. Have the students write their names on the insides of their graduation caps.

### Conclusion

Ask the students what they think it means to be "wise in God's eyes." Explain that it means to do what God would have them do—even if others do not. To be wise in God's eyes means to fear God and obey his commands. Encourage the students to think "Is this wise in God's eyes?" the next time they need to make a decision. Close with a prayer for the students to grow in their love for God and in their wisdom.

### Teacher Tips

- To save time, put the brass fasteners through the yarn knots before class.



3rd and 4th Grades

# Ecclesiastes




Figure A

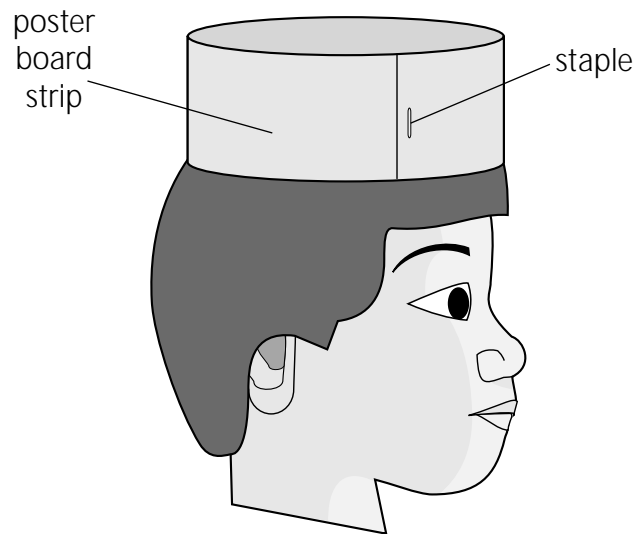


Figure B

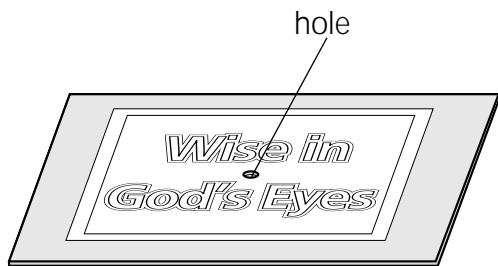


Figure C

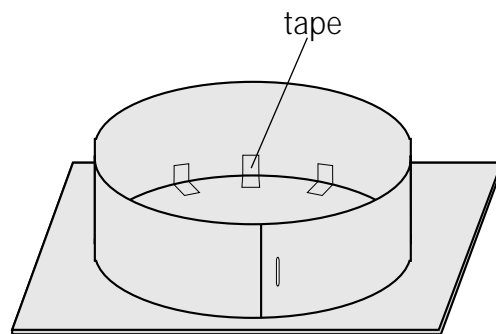


Figure D

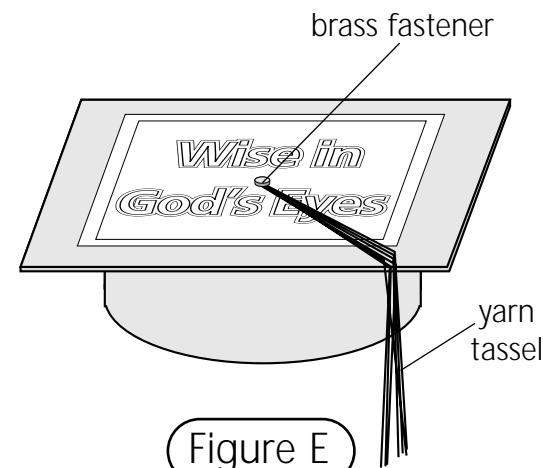


Figure E

# Ecclesiastes

## It Really Matters

The students will learn and memorize today's Scripture Memory Verse as they think about what really matters.

### Scripture Memory Verse

Now all has been heard;  
here is the conclusion of the matter:  
Fear God and keep his commandments,  
for this is the whole duty of man.  
*Ecclesiastes 12:13*

### Materials

*For each student:*

- 1 piece of decorative ribbon, 12"

*Reproducible Pages:*

- Page C, 1 copy for each student

### Preparation

1. Fill in the students' names on each of their copies of Reproducible Page C.
2. Roll each page up and tie them with the pieces of ribbon to make them look like diplomas. Put their names again on the outside so you can distribute them during today's activity.
3. Practice leading this activity at home.

### Instructions

1. Introduce today's activity: *In your Bible Story this week, you are learning about the message of Ecclesiastes. In his book, King Solomon tells the story of his life and all the things he spent his life doing. Solomon had great riches and he was famous. Kings and queens came from around the world to see his fame and fortune and to listen to his wisdom. In your Scripture Memory Verse today, you will learn what Solomon said was the most important thing in life.*
2. Show the students the Scripture Memory Verse on the back of this Lesson Card. Say it to the students three times as they follow along silently. Then ask them to say it together with you three times. Ask each student to lead the group in saying the verse together. Ask each student to say the verse alone.

3. Explain to the students that Solomon wanted people to understand that the most important thing of all life is to fear God and keep his commands. Encourage them that they can spend the rest of their lives discovering new and exciting ways to love and serve God.
4. Show the students the rolled up diplomas you prepared. Tell them that written on these diplomas are the Scripture Memory Verses from the entire unit. Have the students line up side by side. Have them come up to you one at a time to each receive their diploma. Have them say today's memory verse before you hand them their diploma and shake their hand. Have them each sit down after they've received it.
5. Encourage the students to clap for each other as they receive their diplomas.

### Conclusion

Ask the students if they know what they want to be when they grow up. Explain to them that the most important thing in their lives is to know God and obey him. If they do this, they will be happy. Close with a prayer for the students to love and serve God with a happy heart.

### Teacher Tips

- Think of additional ways to emphasize the "ceremonial" aspect of giving the students their diplomas. Have them step on a small platform to be recognized, or wear their graduation caps from the craft, if this can be arranged.
- Make sure that the students show respect for each other by listening and not talking while their classmates are receiving their diplomas.

# Ecclesiastes

Now all has been heard;

here is the conclusion of the matter.

Fear God and keep his commandments.

for this is the whole duty of man.

Ecclesiastes 12:13



**Lesson Objectives**

- The students will summarize the message of Ecclesiastes in their own words.
- The students will identify three things that Solomon considered meaningless.
- The students will state one way they will keep God's commandments this week.

**Lesson Text**

Ecclesiastes 1-12

**Scripture Memory Verse**

Now all has been heard;  
here is the conclusion of the matter:  
Fear God and keep his commandments,  
for this is the whole duty of man.

*Ecclesiastes 12:13*

**Lesson Plan**

Greeting and Registration

Preclass Activity: Drawing Conclusions

Welcome and Singing

Centers:

Life Application: The Whole Thing

Game: What Does It Mean?

Bible Skills: Who's Who?

NOTE: Allow time for a snack.

**Drawing Conclusions**

The students will review this week's lesson as they complete the statements in this activity.

**Materials**

*For each student:*

- pencil

*Reproducible Pages:*

- Page D, 1 copy for each student

**Preparation**

Complete the activity on your copy of Reproducible Page D.

**Instructions**

1. Greet the students as they arrive. Tell them that they will review this week's lesson about Ecclesiastes as they complete this activity.
2. Distribute the copies of Reproducible Page D and the pencils. Make sure that each student has access to a Bible and that the students who did not hear this week's Bible Story work together with those who did.
3. Have the students open their Bibles to Ecclesiastes 3:1-8.
4. Circulate among the students to offer help and suggestions. Use your Bible and the activity you completed to check the student's answers. Make sure they write their names on their pages.

**Teacher Tips**

- Encourage the students who arrive late to complete this activity at home.

D  
R  
E  
•  
C  
A  
S  
S

## The Whole Thing

The students will review this week's Bible Story as they consider how they will keep God's commands this week.

### Materials

*For each student:*

- pencil
- crayons or markers

*For the teacher:*

- large writing surface

*Reproducible Pages:*

- Page E, 1 copy for each student

### Preparation

1. On the large writing surface, write three columns titled: Family, Friends, School.
2. Complete the activity on your copy of Reproducible Page E.
3. Practice leading this activity at home.

### Reviewing the Bible Story

*In our Bible Story this week, we learned about King Solomon and all the ways that he tried to find happiness. Solomon spent many years trying to find something that would make him happy. He studied wisdom, traveled around the world, built homes, gardens and a palace for himself! He hired singers, musicians and entertainers to perform for him. He ate the best food, wore the best clothes and knew the richest and most famous people in the world. There was nothing that he did not try to make him happy. But at the end of his life, he came to one conclusion: it was all meaningless. Nothing—not even pleasures, wisdom, power or anything he could do—could make him truly happy. Listen to his conclusion in Ecclesiastes 12:13:*

*Now all has been heard;*

*here is the conclusion of the matter:*

*Fear God and keep his commandments,  
for this is the whole duty of man.*

### Life Application

Tell the students that God wants us to be happy and to enjoy our lives. He wants us to have fun with our friends and family. God knows that we will only be truly happy if we love him and obey his commandments.

Distribute the copies of Reproducible Page E, pencils and crayons. Explain that this is designed to help them think of ways that they fulfill their "whole duty" to God in their lives.

Ask the students the following questions. Each time, write their responses on the large writing surface under the appropriate column.

- *How can you keep God's commandments with your family?*
- *How can you keep God's commandments with your friends?*
- *How can you keep God's commandments at school?*

Tell the students to choose one way that they will keep God's commandments this week and write it in the space provided on their pages.

### Conclusion

*Solomon spent most of his life and riches to learn one simple thing: fear God and keep his commandments. He learned that nothing else would make him happy! How does it make you feel to know that you could be happier than the richest man who ever lived because you know how to fear God and keep his commandments? (Take responses.) Close with a prayer thanking God for giving us a way to be really happy.*

### Teacher Tips

- Pray that the students will understand the significance of today's activity.



## What Does It Mean?

The students will review this week's Bible Story as they consider ways that God is the source of true meaning.

### Materials

*For the teacher:*

- 1 deck of playing cards

### Preparation

Practice playing this game at home.

### Instructions

1. Introduce today's activity: *In your Bible Story this week, you learned about King Solomon. He was a man who loved and feared God. God blessed Solomon with greater wisdom than anyone else and with the greatest kingdom of all. God blessed Solomon with such great wisdom that people came from all over the world to visit him. After all the riches and wealth and honor that Solomon received in his life, he said that it was meaningless. Solomon said that the only thing that has true meaning is to fear God and obey his commands. In your game today, you are going to think about what Solomon meant when he said these things.*
2. Have the students sit in a circle and open their Bibles to Ecclesiastes. Show them your deck of cards. Tell the students that you will pass out one card at a time to each student. For each card, you will ask a question that they must answer. If they answer correctly, they can keep the card. If not, they must give it back to you. If a student receives a "king" for a card, he will be asked a "Wisdom of Solomon" question. If the student answers this question correctly, he is given two extra cards as a bonus. The students may use their Bibles.




3. Play continues until all of the cards have been given or until time is over. The students should pay attention to each other's answers, because each question will be asked at least four times—once for each suit. For example, the question for the Ace card will be asked each time it appears in a different suit, and possibly more if a student misses it the first time.
4. The student with the most number of cards at the end is the winner. In the case of a tie, have the students add up the value of their cards, and the one with the highest number wins. (Face cards are worth ten points; aces are worth one point.)

### Conclusion

Ask the students to share one command that they want to obey this week. Close with a prayer for the students to feel happy when they obey God this week.

### Teacher Tips

- Encourage new or visiting students to work with a student who heard the Bible Story; or ask them to help you ask the questions or pass out the cards.
- If necessary, assign a time limit for answering questions.



## What Does It Mean? Questions and Answers

<u>Card</u>	<u>Question/Answer</u>
Ace	Fill in the blank: "The fear of the Lord is the beginning of _____." (wisdom)
Two	Who was Solomon's father? (David)
Three	What did Solomon build for God? (temple)
Four	How did Solomon get his wisdom? (He prayed to God for it.)
Five	Name one Old Testament book that contains the wisdom of Solomon. (Proverbs; Ecclesiastes)
Six	Name one other way that God blessed Solomon besides wisdom. (riches; fame; honor)
Seven	What did Solomon say was "the whole duty of man"? (to fear the Lord and keep his commands)
Eight	Fill in the blank: "Fear the Lord and keep his commandments, for this is the whole _____ of man." (duty)
Nine	Fill in the blank: "The _____ of the Lord is the beginning of wisdom." (fear)
Ten	Spell Solomon. (S-O-L-O-M-O-N)
Jack	Spell Proverbs. (P-R-O-V-E-R-B-S)
Queen	Where did the Queen come from who came to visit King Solomon? (Sheba)
King	("Wisdom of Solomon" card—worth 2 bonus cards) Name one thing that Solomon said was meaningless. (everything under the sun; wisdom; pleasures; work)



# B I B L E S K I L L S

## Who's Who?

The students will review the people they have been learning about in the last two units.

### Materials

*For each student:*

- pencil

*For the teacher:*

- large writing surface

*Reproducible Pages:*

- Page F, 1 copy for each student

### Preparation

Practice leading this activity at home.

### Instructions

1. Introduce today's activity: *In your lesson this week, you learned about King Solomon, the son of David. You have learned about some great men and women over the past several weeks. Today, you are going to review these different people to see how well you remember them and how God blessed and helped them to lead his people.*
2. Remind the students that they have studied about judges and kings in this quarter. Distribute the copies of Reproducible Page F and pencils. Tell the students that they may use their Bibles.
3. Read the first statement in the first column. Ask the students who it describes. The answer Deborah is given and crossed out in the box below. Read the next statement to the students and ask them who they think it describes. Write the correct answer on the large writing surface as they write it on their pages. Choose a student to read the next statement. When the students find the correct answer, let the same student write the answer on the large writing surface. Continue until all the statements have been read and the answers written correctly on their pages.

4. Now have the students close their Bibles. Tell them that you will call out chapters and verses to see how quickly they can find them. Read the following list of references. Congratulate the students who find them first and encourage the others for trying.

Judges 4

1 Samuel 16

Ruth 3

Judges 6:1

1 Samuel 16:7

Ruth 1:16-18

2 Chronicles 16:9

### Conclusion

Encourage the students for their efforts throughout this quarter to sharpen their "sword skills." Ask the students who their favorite judge or king was and why. Close with a prayer thanking God for the Bible.

### Teacher Tips

- Think of some additional ways to recognize the students for their improvement in a particular skill or behavior.
- To enhance the student's interest, come dressed as one of the characters in today's review.

B  
I  
B  
L  
E  
S  
K  
I  
L  
S

Who's Who Unit Review  
Answer Key

The woman judge and prophetess who led Israel in battle.

God used this man and 300 soldiers to defeat the entire enemy army.

God gave great strength to this man because of his vow to never shave his head.

This woman poured her heart out to God in prayer, and God gave her a son.

He was Hannah's son and a great prophet of Israel.

He was the priest whose sons did evil in the eyes of the Lord.

He was the first man to be chosen as a king for God's people.

She was loyal and devoted to her mother-in-law and begged to go with her.

He was the youngest son of his father who killed the giant Goliath and became king of Israel.

He was David's son who became a very wise king and built a magnificent temple for the Lord his God.

<b>Deborah</b>	Judges 4-5
<b>Gideon</b>	Judges 6-7
<b>Samson</b>	Judges 13-16
<b>Hannah</b>	1 Samuel 1-2:11
<b>Samuel</b>	1 Samuel 1-2:11
<b>Eli</b>	1 Samuel 2:12-4:22
<b>Saul</b>	1 Samuel 9-15
<b>Ruth</b>	Ruth 1-4
<b>David</b>	1 Samuel 16-20
<b>Solomon</b>	2 Chronicles 1-9

**David**

~~**Deborah**~~

**Eli**

**Gideon**

**Hannah**

**Ruth**

**Samson**

**Samuel**

**Saul**

**Solomon**



3rd and 4th Grades

# I've Heard Everything

1. Look up Ecclesiastes 12:13 in your Bible and fill-in the missing words:  
Now all has been \_\_\_\_\_;  
here is the conclusion of the \_\_\_\_\_:  
Fear \_\_\_\_\_ and keep his \_\_\_\_\_,  
for this is the whole \_\_\_\_\_ of man.

2. Copy Ecclesiastes 12:13 from your Bible onto the lines below:

---



---



---



---

*Ecclesiastes 12:13*

3. In Other Words. Think of another word for those listed below:  
What is another word for "conclusion"? \_\_\_\_\_  
What is another word for "matter"? \_\_\_\_\_  
What is another word for "fear"? \_\_\_\_\_  
What is another word for "commandments"? \_\_\_\_\_  
What is another word for "whole"? \_\_\_\_\_  
What is another word for "duty"? \_\_\_\_\_
4. Solomon lived a long life. He was the richest and wisest king who ever lived. At the end of his life, Solomon wrote a book. The message of his book is: "I've seen it all, I've heard it all, I've done it all! So listen to me and don't make the same mistakes I've made. Fear God." Look at the verse below and write it in your own words:

**The Bible:**

Now all has been heard;  
here is the conclusion of the matter:  
Fear God and keep his commandments,  
for this is the whole duty of man.

*Ecclesiastes 12:13*

**In your own words:**

---



---

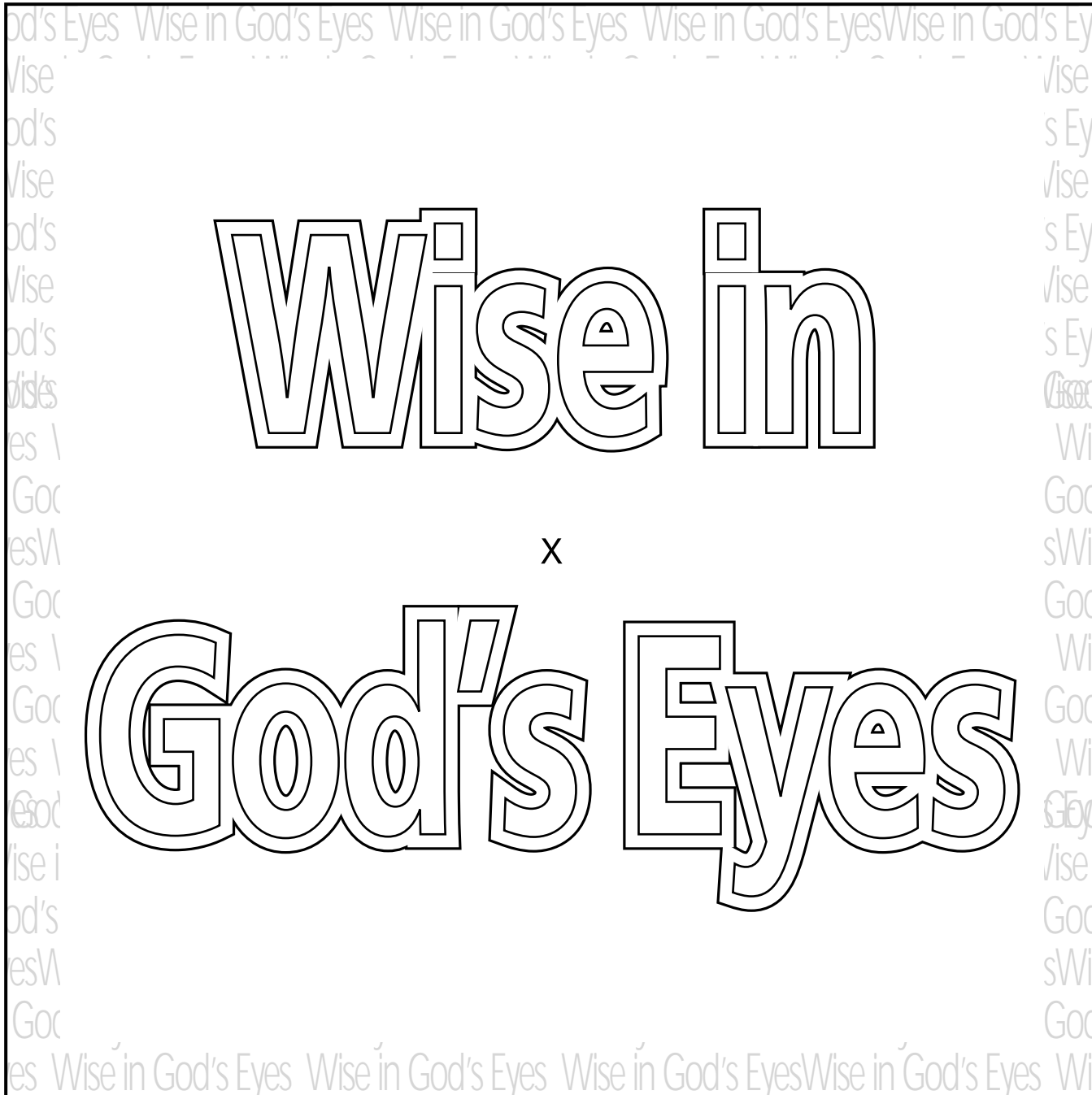


---



---







# CONGRATULATIONS!

\_\_\_\_\_

has successfully learned the  
following Scripture Memory Verses  
throughout this unit.

The LORD does not look at the things man  
looks at. Man looks at the outward appear-  
ance, but the LORD looks at the heart.

*1 Samuel 16:7*

For the eyes of the LORD range throughout  
the earth to strengthen those whose  
hearts are fully committed to him.

*2 Chronicles 16:9*

A heart at peace gives life to the body,  
but envy rots the bones.

*Proverbs 14:30*

How good and pleasant it is  
when brothers live together in unity!

*Psalms 133:1*

The fear of the LORD is the beginning  
of wisdom,  
and knowledge of the Holy One  
is understanding.

*Proverbs 9:10*

Now all has been heard;  
here is the conclusion of the matter:  
Fear God and keep his commandments,  
for this is the whole duty of man.

*Ecclesiastes 12:13*

This page intentionally left blank



*3rd and 4th Grades*

# Drawing Conclusions

This is one of the most famous sections of Ecclesiastes. In it, Solomon reflects on the timing of every thing that happens in life.

Open your Bible to Ecclesiastes 3:1-8. Use your Bible to find the words that complete each verse and write them in. The first one has been done for you.

There is a time for everything,

and a season for every activity under heaven:

[2] a time to be born and a time to die,

a time to plant and a time \_\_\_\_\_,

[3] a time to kill and a time \_\_\_\_\_,

a time to tear down and a time \_\_\_\_\_,

[4] a time to weep and a time \_\_\_\_\_,

a time to mourn and a time \_\_\_\_\_,

[5] a time to scatter stones and a time to \_\_\_\_\_,

a time to embrace and a time \_\_\_\_\_,

[6] a time to search and a time \_\_\_\_\_,

a time to keep and a time \_\_\_\_\_,

[7] a time to tear and a time \_\_\_\_\_,

a time to be silent and a time \_\_\_\_\_,

[8] a time to love and a time \_\_\_\_\_,

a time for war and a time \_\_\_\_\_.

*to dance*

*gather them*

*to build*

*to speak*

*to refrain*

*to hate*

*to throw away*

*to uproot*

*to give up*

*to laugh*

*for peace*

~~*to die*~~

*to heal*

*to mend*

## More Conclusions

- Which verse describes a time to plant?  
\_\_\_\_\_ 2 \_\_\_\_\_
- Which verse describes a time to love?  
\_\_\_\_\_
- Which verse describes a time to be silent?  
\_\_\_\_\_
- Which verse describes a time to gather stones?  
\_\_\_\_\_
- Which verse describes a time to be born?  
\_\_\_\_\_
- Which verse describes a time for peace?  
\_\_\_\_\_

## Making Your Own Conclusions

Why do you think that Solomon wrote these words?  
Why do you think God wants us to understand that there is a time for everything?

---



---

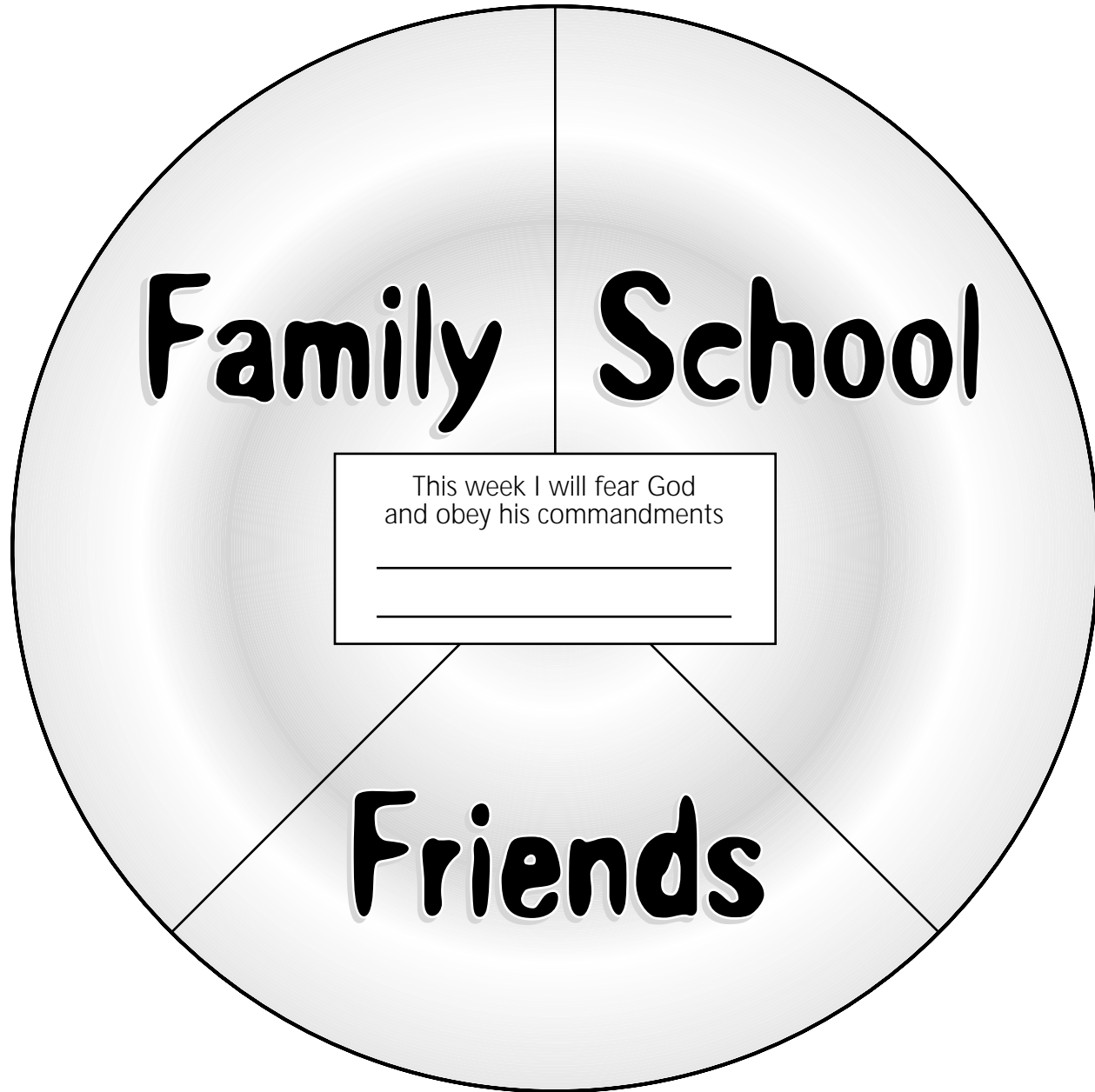


---



---

# The Whole Thing



**Supplement/Bible Skills**

1 copy for each student

**Who's Who Unit Review**

The woman judge and prophetess who led Israel in battle.

God used this man and 300 soldiers to defeat the entire enemy army.

God gave great strength to this man because of his vow to never shave his head.

This woman poured her heart out to God in prayer, and God gave her a son.

He was Hannah's son and a great prophet of Israel.

He was the priest whose sons did evil in the eyes of the Lord.

He was the first man to be chosen as a king for God's people.

She was loyal and devoted to her mother-in-law and begged to go with her.

He was the youngest son of his father. He killed the giant Goliath and became king of Israel.

He was David's son who became a very wise king and built a magnificent temple for the Lord his God.

<b>Deborah</b>

Judges 4-5

Judges 6-7

Judges 13-16

1 Samuel 1-2:11

1 Samuel 1-2:11

1 Samuel 2:12-4:22

1 Samuel 9-15

Ruth 1-4

1 Samuel 16-20

2 Chronicles 1-9

**David**

**Deborah**

**Eli**

**Gideon**

**Hannah**

**Ruth**

**Samson**

**Samuel**

**Saul**

**Solomon**