

# The Reign of Solomon

## Lesson Objectives

- The students will describe Solomon's purpose for building God's house.
- The students will state one reason why wisdom is valuable.
- The students will tell one reason why they should fear God.

## Lesson Text

2 Chronicles 1-9

## Scripture Memory Verse

The fear of the LORD is the beginning of wisdom,  
and knowledge of the Holy One is understanding.

*Proverbs 9:10*

## Lesson Plan

Greeting and Registration

Preclass Activity: Know Fear

Welcome and Singing

Centers:

Bible Story: Zeal for God's House

Craft: Fit for His King

Scripture Memory: The Wise Have It

NOTE: Allow time for a snack.



temple musicians

P  
R  
E  
•  
C  
L  
A  
S  
S

# The Reign of Solomon

## Know Fear

The students will preview today's lesson as they look up scriptures on fearing God.

### Materials

*For each student:*

- pencil

*For the teacher:*

- dictionary
- Bible reference books (optional)

*Reproducible Pages:*

- Page A, 1 copy for each student

### Preparation

Complete the activity on your copy of Reproducible Page A.

### Instructions

1. Greet the students as they arrive. Explain that today's lesson is about David's son, Solomon, who wrote: "The fear of God is the beginning of knowledge." The students will think about what it means to fear God in this activity.
2. Distribute the copies of Reproducible Page A and the pencils. Show the students the sample that has been done for them. Make sure that each student has access to a Bible. Help the students find a partner or small group to work with.

3. Have the students fill in the words of the verse in the space provided and then what they think it means. Have dictionaries or other Bible reference books available to help them look up words they don't understand.
4. Work together with the students to offer help and suggestions, using the answers provided for you on this Lesson Card as a guide. Explain that they will be learning more about what it means to fear God during today's Bible Story. Make sure they write their names on their pages.
5. Encourage the students to show their pages to their parents and ask them what they think the verses mean.

### Teacher Tips

- Be aware of students who are not familiar with a spiritual way of thinking. Help them to work with other students or teaching assistants who can help them.
- Help the students understand that "fearing God" means having a deep respect for how awesome God is.

# The Reign of Solomon

## Zeal for God's House

The students will learn about Solomon's passion to build God's temple and to lead God's people with wisdom.

### Materials

*For the teacher:*

- large writing surface

### Preparation

1. On the large writing surface, write: What did Solomon ask for? How did God answer him?
2. Practice presenting this Bible Story with emphasis and enthusiasm.

### Introducing the Bible Story

Open your Bible to 2 Chronicles 1-9. *In our lesson this week, we are going to learn about Solomon, the son of David. Solomon's mother was Bathsheba. Solomon became king after his father David. Solomon was known for his great wisdom and for the magnificent temple that he built for God.*

*Solomon was so famous for his wisdom that kings and queens came from all over the world to hear Solomon. The Bible says that the Queen of Sheba came to visit Solomon and test him with hard questions. Solomon answered all her questions and gave her more gifts than she had brought to him. She was overwhelmed with his wisdom and fortune.*

*Solomon was a man who loved projects. He built a palace to live in and traveled around the world. He had many people to entertain him and serve him. He ate the best food and wore the best clothes. He had everything a person could want and after all that he had seen and done, he had only one conclusion: to fear God and keep his commandments.*

*But most of all, Solomon had a passion—a deep desire—to build a temple where God could live and where the people could come and worship God. Solomon had a zeal for God's house. I am going to read two of Solomon's prayers so you can hear his love and passion for God.*

### Presenting the Bible Story

Tell the students to listen carefully as you read two of the prayers that Solomon prayed and the answers that God gave.

### Prayer for Wisdom

*Solomon answered God, "You have shown great kindness to David my father and have made me king in his place. Now, LORD God, let your promise to my father David be confirmed, for you have made me king over a people who are as numerous as the dust of the earth. Give me wisdom and knowledge, that I may lead this people, for who is able to govern this great people of yours?" (2 Chronicles 1:8-10)*

*What did Solomon ask for? (wisdom and knowledge to lead God's people)*

### God's Response

*God said to Solomon, "Since this is your heart's desire and you have not asked for wealth, riches or honor, nor for the death of your enemies, and since you have not asked for a long life but for wisdom and knowledge to govern my people over whom I have made you king, therefore wisdom and knowledge will be given you. And I will also give you wealth, riches and honor, such as no king who was before you ever had and none after you will have." (2 Chronicles 1:11-12)*

*What did God promise to give Solomon? (wisdom; knowledge; riches and honor)*

### Prayer for the Temple

*Then Solomon stood before the altar of the LORD in front of the whole assembly of Israel and spread out his hands. Now he had made a bronze platform, five cubits long, five cubits wide and three cubits high, and had placed it in the center of the outer court. He stood on the platform and then knelt down before the whole assembly of Israel and spread out his hands toward heaven. He said:*

*"O LORD, God of Israel, there is no God like you in heaven or on earth—you*



3rd and 4th Grades

# The Reign of Solomon

*who keep your covenant of love with your servants who continue wholeheartedly in your way. You have kept your promise to your servant David my father; with your mouth you have promised and with your hand you have fulfilled it—as it is today.” (2 Chronicles 6:12-15)*

*“But will God really dwell on earth with men? The heavens, even the highest heavens, cannot contain you. How much less this temple I have built! Yet give attention to your servant’s prayer and his plea for mercy, O LORD my God. Hear the cry and the prayer that your servant is praying in your presence. May your eyes be open toward this temple day and night, this place of which you said you would put your Name there. May you hear the prayer your servant prays toward this place. Hear the supplications of your servant and of your people Israel when they pray toward this place. Hear from heaven, your dwelling place; and when you hear, forgive.” (2 Chronicles 6:18-21)*

What did Solomon pray for? (For God to hear the prayers offered in the temple and watch over the temple, etc.)

## God’s Response

*When Solomon had finished the temple of the LORD and the royal palace, and had succeeded in carrying out all he had in mind to do in the temple of the LORD and in his own palace, the LORD appeared to him at night and said:*

*“I have heard your prayer and have chosen this place for myself as a temple for sacrifices.” (2 Chronicles 7:11-12)*

What was God’s response to Solomon? (God chose the temple for himself; he was happy with it.)

## Sharing with Others

Tell the students that Jesus was a man who also had a passion for God’s house. We can have passion for God’s church today by loving people and inviting them to church. Ask the students to think of someone they want to invite to church. Close with a prayer for each of them to pray like Solomon and for God to bless their efforts to bring their friends to church.

## Teacher Tips

- If time permits, read the account of “A Wise Ruling” from 1 Kings 3:16-28.
- Practice presenting Solomon’s prayers with great feeling and expression. For emphasis, wear a robe and stand on a platform.

What did Solomon ask for?  
How did God answer him?

# The Reign of Solomon

## Fit for His King

The students will consider Solomon's passion for God as they recreate the entrance to the temple.

### Materials

*For each student:*

- 1 shoe box
- 2 cardboard tubes that fit inside the shoe box
- scissors
- glue stick
- gold foil
- invisible tape
- markers

*For the teacher:*

- scissors

*Reproducible Pages:*

- Page B, 1 copy for each student

### Preparation

1. Cut out the figures from the students' copies of Reproducible Page B.
2. Cut the cardboard tubes to fit inside the shoe box, as shown in Figure A. Remove the tubes from the box.
3. Make a sample craft to show the students.

### Instructions

1. Introduce today's activity: *In your Bible Story this week, you are learning about David's son Solomon who became king. Solomon was a great king who loved and feared God. God blessed Solomon with greater wisdom than any other king. Solomon loved God and built a temple where God could live. Solomon's temple was magnificent. It was filled with beautiful furnishings covered with gold and other precious metals. Thousands of men worked to build the temple, and hundreds of craftsmen worked with the gold and fine details inside. Solomon had a passion—a burning desire—to make this temple the most beautiful temple*

*ever built by a king for his God. Solomon totally dedicated himself to making this temple pleasing to God so that God would live among his people. When the temple was completed, Solomon appointed musicians and singers to lead the people in praise to God.*

2. Show the students the craft you made. Explain that this is the entrance to Solomon's temple, to remind the students of Solomon's passion for God's house.
3. Distribute the shoe boxes, cardboard tubes, gold foil and tape. Have the students cover the tubes with foil and secure with tape. Help them to place these into the box in the right and left corners, as shown in Figure B.
4. Distribute the figures you prepared, the markers and glue sticks. Have them draw a picture of Solomon inside of the temple doors in the space provided, and then fold the doors and glue inside their boxes, as shown in Figure C.
5. Have the students color and glue the pictures of the temple musicians and singers by folding the bottoms and gluing them to the box, as shown in Figure D.
6. Make sure the students write their names on their crafts.

### Conclusion

Help the students to understand the magnitude of this project by comparing the temple to the building you are in now. Explain that Solomon covered walls and floors with gold and precious stones. It was an incredibly beautiful place for God to live. Remind the students that today God does not live in a temple built by men but in the hearts of his people. Close with a prayer for the students to have a passion for God the way Solomon did.

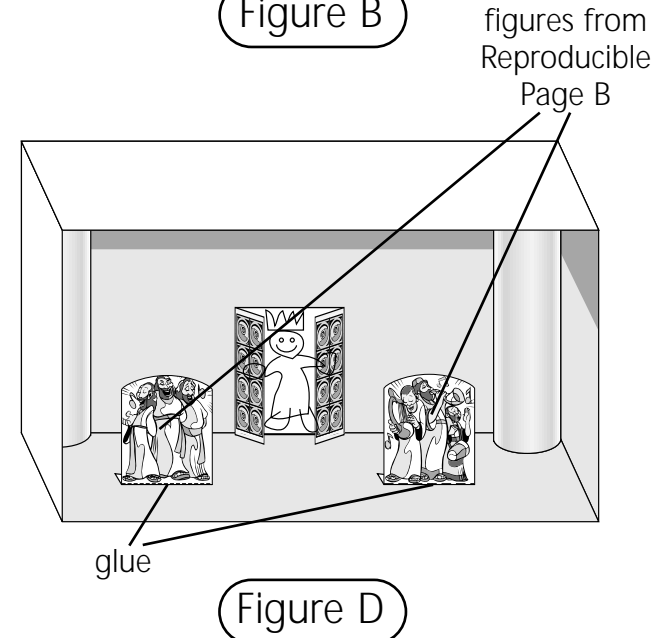
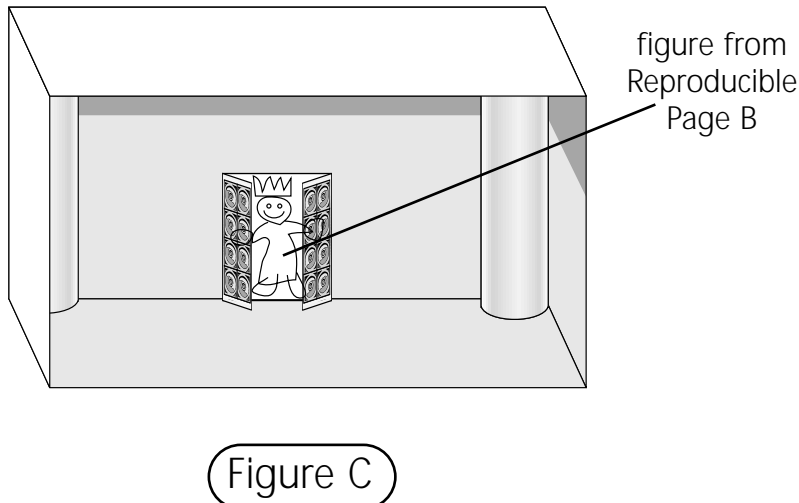
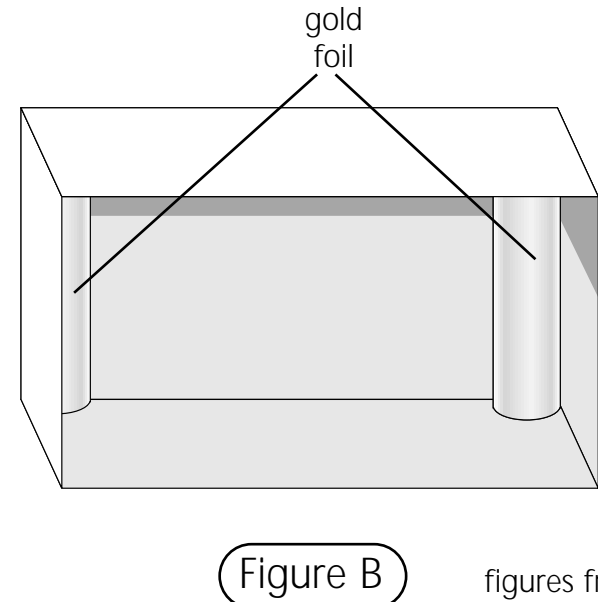
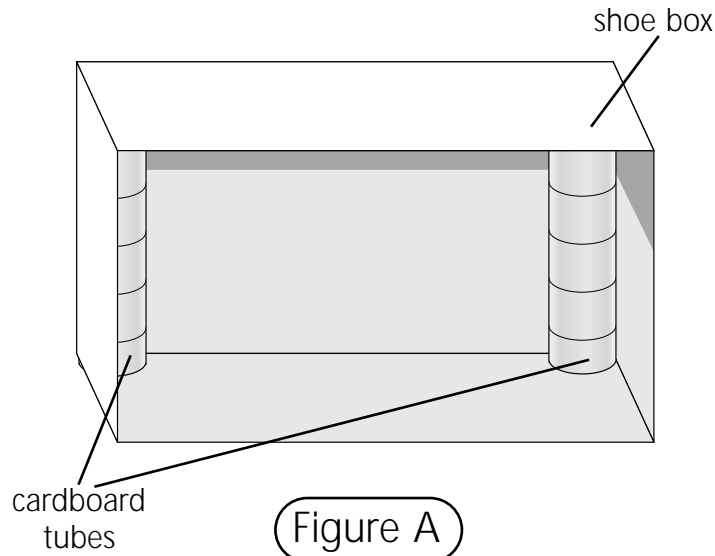
### Teacher Tips

- Check with your local florist to see if they will donate gold foil.
- Think of additional ways to decorate the craft using: glitter, gemstones, stickers, etc.



**3rd and 4th Grades**

# The Reign of Solomon



# The Reign of Solomon

## The Wise Have It

The students will learn and memorize today's Scripture Memory Verse through this fun word activity.

### Scripture Memory Verse

The fear of the LORD is the beginning of wisdom,  
and knowledge of the Holy One is understanding.

*Proverbs 9:10*

### Materials

For each student:

- pencil

Reproducible Pages:

- Page C, 1 copy for each student

### Preparation

1. Complete the activity on your copy of Reproducible Page C.
2. Practice leading this activity at home.

### Instructions

1. Introduce today's activity: *In your Bible Story this week, you are learning about King Solomon. Solomon was David's son who became the king after David died. Solomon loved and feared God. He prayed to God for wisdom to lead the people and God gave him great wisdom. Solomon was known around the world for his great wisdom. People even traveled from far away to speak to him and learn from him. Solomon wrote down many of his wise sayings in the book of the Bible called Proverbs. Your Scripture Memory Verse today comes from Proverbs.*
2. Show the students the Scripture Memory Verse on the back of this Lesson Card. Read it aloud to them three times as they follow along silently. Ask them to read it together with you three more times.
3. Ask each student to stand and lead the rest of the group in saying the verse together.

4. Ask the students what they think the "fear of the Lord" is. (Take responses.) Explain that God does not want them to be afraid of him in the way they would be afraid of someone who is mean or evil. God wants them to fear him—have a deep respect—the way they would feel around a very important person like the President or a king. Without that fear, they cannot have wisdom the way Solomon did.
5. Seat the students in a circle. Tell them that they are going to say the verse one word at a time, with each student saying a different word. Choose a student to begin, having the next student say the next word and so on until they finish the verse. Choose another student to begin the verse and continue in the same way until it is finished. Do this until each student has had a chance to start the verse.
6. Distribute the copies of Reproducible Page C and pencils. Have students unscramble the words and write them in the correct order of the verse.

### Conclusion

Ask the students whom they are afraid of. Remind them that God is not someone to be afraid of. Instead, the fear of God is a good thing and produces wisdom and understanding. Close with a prayer for the students to have a fear of God that will give them wisdom and understanding.

### Teacher Tips

- Point to the words of the verse as you read it to the students.
- Show the students the book of Proverbs in your Bible and encourage them to read it on their own to better appreciate Solomon's wisdom.

# The Reign of Solomon

The fear of the LORD is the  
beginning of wisdom,  
and knowledge of the Holy  
One is understanding.

Proverbs 9:10



**Lesson Objectives**

- The students will describe Solomon's purpose for building God's house.
- The students will state one reason why wisdom is valuable.
- The students will tell one reason why they should fear God.

**Lesson Text**

2 Chronicles 1-9

**Scripture Memory Verse**

The fear of the LORD is the beginning of wisdom,  
and knowledge of the Holy One is understanding.  
*Proverbs 9:10*

**Lesson Plan**

Greeting and Registration

Preclass Activity: Building up the Kingdom

Welcome and Singing

Centers:

Life Application: To Fear or Not to Fear?

Game: True Test

Bible Skills: Wise or Foolish?

NOTE: Allow time for a snack.

**Building up the Kingdom**

The students will review this week's lesson as they do this activity.

**Materials**

*For each student:*

- pencil

*Reproducible Pages:*

- Page D, 1 copy for each student

**Preparation**

Complete the activity on your copy of Reproducible Page D.

**Instructions**

1. Greet the students as they arrive. Explain that they will be reviewing this week's lesson about Solomon.
2. Distribute the copies of Reproducible Page D and the pencils. Make sure that each student has access to a Bible. Encourage the students to work together with a partner or small group.
3. Have the students read the passage on the page and answer the questions that follow.
4. Circulate among the students to offer help and suggestions. Make sure they write their names on their pages.
5. For any students who finish early, have them draw a picture of King Solomon's temple on the backs of their pages.

**Teacher Tips**

- Visit your library to borrow children's Bibles and illustrated books on Solomon and his temple to show the students.

D  
R  
E  
•  
C  
A  
S  
S

## To Fear or Not to Fear?

The students will review this week's Bible Story as they consider why they should fear God.

### Materials

*For each student:*

- pencil

*For the teacher:*

- large writing surface
- black marker

*Reproducible Pages:*

- Page E, 1 copy for each student

### Preparation

1. At the top of the large writing surface, write: To Fear or Not To Fear?
2. Complete the activity on your copy of Reproducible Page E.
3. Practice leading this activity at home.

### Reviewing the Bible Story

Open your Bible to 2 Chronicles 1-9. *In your Bible Story this week, you learned about Solomon, the son of David who became king. Solomon was a man who loved and feared God. To show his love for God, he built a magnificent temple for the Lord to live in. Solomon had many projects that he did and he was known around the world for his great wisdom. God blessed Solomon with great wisdom, riches and honor. People came from around the world to visit Solomon and learn from him. Solomon knew that his wisdom came from his relationship with God. Because Solomon had a deep love and fear of God, he had great wisdom and understanding.*

*God wants us to have a deep love and fear of God today. God does not want us to be afraid of him the way we would fear a bad person. God wants us to have a deep respect and honor for him. In our activity today, we are going to think of reasons why we should fear God.*

### Life Application

Distribute the copies of Reproducible Page E and the pencils. Ask the students to take turns reading the verses on their pages. After each verse, ask the students why they should fear God. For example: after reading "The fear of the Lord adds length to life" from Proverbs 10:27, the students could say that fearing God will give them a long and happy life. Write their responses on the large writing surface.

When you have finished reading and discussing each verse, have the students choose one reason why they will fear God and write it in the space provided at the bottom of their pages.

### Conclusion

Ask the students to share the reason that they each wrote down. Encourage them for their participation. Close with a prayer. Give each student an opportunity to pray to know God and fear him.

### Teacher Tips

- Do not force a student to pray or to share. Encourage those students who do share and help the ones who didn't to learn from their example.



## True Test

The students will review the Bible Story and consider the value of wisdom in this activity.

### Materials

*For the teacher:*

- 2 pieces of paper
- 2 pencils

### Preparation

Practice playing this game at home.

### Instructions

1. Introduce today's activity: *In your lesson this week, you learned about King Solomon, a great and wise king. Solomon was David's son. Solomon loved and feared God. He wanted to be a good king and so he prayed to God for wisdom to lead the people. Because of Solomon's desire for wisdom, God blessed him and he became the wisest king of all. People traveled from around the world just to meet and talk to King Solomon. Even though Solomon was rich and famous, he knew that the most important thing he had was his relationship with God and the wisdom God had given to him.*
2. Divide the students into two teams. Give each team a piece of paper and a pencil. Have them number their papers from one to fifteen. Tell the students that you are going to read a list of questions and for each question they must write a "T" for True or an "F" for False. After you have asked all the questions, you will go back and review the answers together. Each correct answer is worth two points. Each team should designate one student to do the writing and they all can help with answering.




3. Using the list on the back of this Lesson Card, ask each question twice. Ask all of the questions and then tell the students to put their pencils down.
4. Have the students exchange papers. Read each question and the correct answer. Talk about any questions that the students did not answer correctly. Have each team total the points. Encourage both teams for their efforts.

### Conclusion

Remind the students that life is full of choices about what is true and what is false. God wants them to have wisdom that comes from his word so that they will make the best and wisest choices. Close with a prayer for the students to desire wisdom so that they can please God.

### Teacher Tips

- Make sure to evenly balance the teams with the students who did not hear the Bible Story and those who did.



## True Test

### Questions and Answers

#### True or False:

1. David was King Solomon's father. (True)
2. The Queen of Sheba came to visit Solomon and hear his wisdom. (True)
3. Solomon asked God to make him rich and famous. (False, he asked for wisdom.)
4. Solomon built a magnificent temple for the Lord his God. (True)
5. The name of the Old Testament book full of his wisdom is called "Solomon's Sayings." (False, it is called Proverbs.)
6. Solomon loved and feared the Lord. (True)
7. Solomon appointed singers and musicians to praise God at the temple. (True)
8. Solomon did many different projects. (True)
9. Solomon did not care about making good decisions. (False, he wanted to make good decisions that pleased God.)
10. The fear of the Lord is the beginning of being rich. (False, it's the beginning of wisdom.)
11. The Bible says that the fear of the Lord adds length to life. (True)
12. The Bible says that the fear of the Lord is pure. (True)
13. The book of Proverbs is in the New Testament. (False)
14. Solomon was the wisest king that ever lived. (True)
15. Having wisdom was more important to Solomon than having money. (True)

## Wise or Foolish?

The students will practice looking up verses and sorting them by their main ideas.

### Materials

*For each student:*

- pencil

*For the teacher:*

- large writing surface
- black marker

*Reproducible Pages:*

- Page F, 1 copy for each student

### Preparation

1. On the large writing surface, write the list of Bible references and the chart as they appear on your copy of Reproducible Page F.
2. Complete the activity on your copy of Reproducible Page F.
3. Practice leading this activity at home.

### Instructions

1. Introduce today's activity: *In your lesson this week, you learned about King Solomon and his great wisdom. In our activity today, we are going to read some of the Proverbs that Solomon wrote and decide if they describe wisdom or foolishness. Do you think that God wants you to be wise or foolish? Wise, of course! God has given us the Bible to teach us how to be wise. We can use the Bible to teach others how to be wise too.*
2. Distribute the copies of Reproducible Page F and the pencils. Tell the students to open their Bibles to the book of Proverbs. Tell them that all the verses they will be reading today are from the book of Proverbs.

# The Reign of Solomon

3. Have the students turn to the first verse, Proverbs 10:1 and read it together. On the large writing surface, under the "Wise" column write "brings joy to his father" and under the "Foolish" column write "brings grief to his mother." Ask the students which one they want to do: bring joy or grief to their parents? Have them circle the words "bring joy." Use the chart on the back of this Lesson Card as a guide.
4. Continue in this way until all of the verses have been read. Have the students circle the words under "wise" each time to indicate they want to be wise.

### Conclusion

Ask the students which of these Proverbs is their favorite. Close with a prayer thanking God for the Bible.

### Teacher Tips

- Be sensitive to students who do not have a father or mother at home, when presenting Proverbs 10:1. Emphasize the concept of parents to the students.

## Wise or Foolish Answers

- Proverbs 10:1
- Proverbs 11:30
- Proverbs 12:1
- Proverbs 14:16
- Proverbs 16:23
- Proverbs 18:2
- Proverbs 27:11
- Proverbs 28:26
- Proverbs 29:11

| Wise                          | Foolish                    |
|-------------------------------|----------------------------|
| brings joy to his father      | brings grief to his mother |
| wins souls                    | —                          |
| loves discipline              | hates correction           |
| fears the Lord and shuns evil | hotheaded and reckless     |
| lips promote instruction      | —                          |
| pleasure in understanding     | says his own opinions      |
| can answer anyone             | —                          |
| safe                          | trusts in himself          |
| keeps himself under control   | vents his full anger       |



# Know Fear

Fill in the blanks by completing the first part of the scriptures.  
Then write in your own words what you think the verse means.

*Proverbs 1:7*

The fear of the Lord is the beginning of knowledge.

What does it mean? I won't understand God until I fear him.

*Psalms 19:9*

The fear of the Lord is \_\_\_\_\_

What do you think it means? \_\_\_\_\_

*Proverbs 10:27*

The fear of the Lord \_\_\_\_\_

What do you think it means? \_\_\_\_\_

*Proverbs 15:33*

The fear of the Lord \_\_\_\_\_

What do you think it means? \_\_\_\_\_

*Proverbs 14:27*

The fear of the Lord is \_\_\_\_\_

What do you think it means? \_\_\_\_\_

*Proverbs 19:23*

The fear of the Lord \_\_\_\_\_

What do you think it means? \_\_\_\_\_


*Psalms 111:10*

The fear of the Lord is \_\_\_\_\_

What do you think it means? \_\_\_\_\_

Core/Craft


1 copy for each student



temple singers



temple musicians



temple doors



# The Wise Have It

\_\_\_\_\_

\_\_\_\_\_

\_\_\_\_\_ 9:10

hTe raef of eht RLOD is eth nnnigigeb of domwis,  
dan ledgeknow fo eht yolH nOe si standundergin.

verbsPro 9:10

This page intentionally left blank



*3rd and 4th Grades*

## Building up the Kingdom

[7] That night God appeared to Solomon and said to him, "Ask for whatever you want me to give you."

[8] Solomon answered God, "You have shown great kindness to David my father and have made me king in his place.

[9] Now, LORD God, let your promise to my father David be confirmed, for you have made me king over a people who are as numerous as the dust of the earth. [10] Give me wisdom and knowledge, that I may lead this people, for who is able to govern this great people of yours?"

[11] God said to Solomon, "Since this is your heart's desire and you have not asked for wealth, riches or honor, nor for the death of your enemies, and since you have not asked for a long life but for wisdom and knowledge to govern my people over whom I have made you king, [12] therefore wisdom and knowledge will be given you. And I will also give you wealth, riches and honor, such as no king who was before you ever had and none after you will have."

2 Chronicles. 1:7-12

1. What did God say to Solomon in verse 7?  
\_\_\_\_\_
2. What two things did Solomon ask for in verse 10?  
\_\_\_\_\_  
\_\_\_\_\_
3. Solomon's heart desire was for wisdom and knowledge. In verse 11, what are the five things that Solomon did NOT ask God for?
  - a) \_\_\_\_\_
  - b) \_\_\_\_\_

- c) \_\_\_\_\_
- d) \_\_\_\_\_
- e) \_\_\_\_\_

4. God told Solomon in verse 12 that he would give Solomon wisdom and knowledge. God also said he would give Solomon three more things. What are they?
  - a) \_\_\_\_\_
  - b) \_\_\_\_\_
  - c) \_\_\_\_\_
5. Why did Solomon ask for wisdom and knowledge? (verse 10)  
\_\_\_\_\_
6. What was more important to Solomon?
  - Wisdom or riches? \_\_\_\_\_
  - Knowledge or long life? \_\_\_\_\_
  - God's help or a big palace? \_\_\_\_\_
7. What do you think is more important?
  - Reading the Bible or reading the comics?  
\_\_\_\_\_
  - Praying to God or playing on the computer?  
\_\_\_\_\_
  - Helping other people or getting what you want?  
\_\_\_\_\_

**To Fear or Not To Fear?**

The fear of the LORD is pure,  
enduring forever.

The ordinances of the LORD are sure  
and altogether righteous.

*Psalm 19:9*

The fear of the LORD is the beginning of wisdom;  
all who follow his precepts have good understanding.  
To him belongs eternal praise.

*Psalm 111:10*

The fear of the LORD adds length to life,  
but the years of the wicked are cut short.

*Proverbs 10:27*

The fear of the LORD teaches a man wisdom,  
and humility comes before honor.

*Proverbs 15:33*

The fear of the LORD leads to life:  
Then one rests content, untouched by trouble.

*Proverbs 19:23*

I will fear the Lord because: \_\_\_\_\_

\_\_\_\_\_

# Wise or Foolish?

- Proverbs 10:1
- Proverbs 11:30
- Proverbs 12:1
- Proverbs 14:16
- Proverbs 16:23
- Proverbs 18:2
- Proverbs 27:11
- Proverbs 28:26
- Proverbs 29:11

| Wise | Foolish |
|------|---------|
|      |         |
|      |         |
|      |         |
|      |         |
|      |         |
|      |         |
|      |         |
|      |         |
|      |         |
|      |         |

