

Eli and His Sons

Lesson Objectives

- The students will describe the sins of Eli's sons.
- The students will describe one consequence of the sins of Eli's sons.
- The students will state one way that they will respectfully obey their parents this week.

Lesson Text

1 Samuel 2:12-4:22

Scripture Memory Verse

"Honor your father and mother"—which is the first commandment with a promise—"that it may go well with you and that you may enjoy long life on the earth."

Ephesians 6:2-3

Lesson Plan

Greeting and Registration

Preclass Activity: Meet the Family

Welcome and Singing

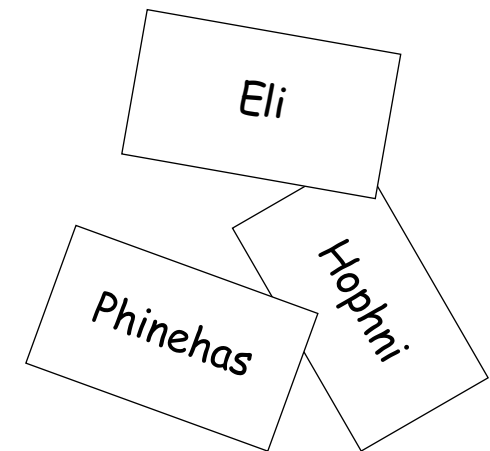
Centers:

Bible Story: Eli and Sons

Craft: What's the Point?

Scripture Memory: First Things First

NOTE: Allow time for a snack.



Eli and His Sons

Meet the Family

The students will preview today's lesson as they complete this word search activity.

Materials

For each student:

- pencil

Reproducible Pages:

- Page A, 1 copy for each student

Preparation

Complete the activity on your copy of Reproducible Page A before class.

Instructions

1. Greet the students as they arrive. Tell them that today's lesson is about honoring and obeying God and their parents. In today's word search, they will learn the names of the people in the Bible Story.
2. Distribute the copies of Reproducible Page A and pencils. Tell the students to complete the word search section. When they have completed the word search, have them continue with Parts 2 and 3.
3. Circulate among the students to offer help and check their work. Make sure the students write their names on their worksheets.
4. Encourage them to work together and include new or visiting students.

Teacher Tips

- Ask the students for their ideas of how to make new and visiting students feel welcome in your class.

Meet the Family

Word Search

A	S	Q	W	E	R	T	Y	P	U
I	O	A	P	A	R	K	A	H	S
D	F	G	M	H	J	K	L	I	Z
Z	X	C	V	U	B	N	M	N	M
T	H	E	B	R	E	W	Y	E	U
Q	L	W	E	R	L	L	T	H	Y
H	O	P	H	N	I	U	P	A	O
P	R	A	S	D	F	G	H	S	J
K	D	L	Z	X	C	V	B	N	M

Find the following words:

~~Samuel~~ ~~Lord~~ ~~Hophni~~ ~~Hebrew~~
~~Eli~~ ~~ark~~ ~~Phinehas~~

Part 2:

Using the words from the Word Search above and the scripture references provided, fill in the blanks:

1 Samuel 3:1
The boy Samuel ministered before the Lord under Eli.

1 Samuel 3:8
Then Eli realized that the Lord was calling the boy.

1 Samuel 4:4
And Eli's two sons, Hophni and Phinehas were there with the ark of the covenant of God.

1 Samuel 4:6
Hearing the uproar, the Philistines asked, "What's all this shouting in the Hebrew camp?"

Part 3: Extra Extra!

Unscramble the words below:

Samuel Lord Hophni ark
 maSlue dLro hopinH kar
 webreH lIE shinehaP
 Hebrew Eli Phinehas

Eli and His Sons

Eli and Sons

The students will learn about the ways that Eli's sons sinned against God and the consequences of their sin.

Materials

For the teacher:

- large writing surface
- black marker
- 12 index cards, 4" x 7"

Preparation

1. On the large writing surface, write these words: Eli, priest, Hophni, Phinehas, Israel, reputation, messenger, honor, descendants, battle, Philistines, died.
2. On each of the index cards, write one of the words listed above.
3. Practice presenting this Bible Story with emphasis and enthusiasm.

Introducing the Bible Story

Open your Bible to 1 Samuel 2-4. *This week our Bible Story comes from the Old Testament book of 1 Samuel chapters 2-4. Today you are going to hear what happened to Eli the priest and his sons. Today's lesson is very serious. Pay close attention as I tell it to you.*

Referring to the large writing surface, read the words to the students. Explain that each word is a very important word in the story of Eli and his sons. Have the students say them together with you. Ask them if they know what the words mean, and offer a brief explanation for unfamiliar ones. For example: "descendants" are children and grandchildren.

Tell the students that Eli's sons names were Hophni and Phinehas (pronounced "hof-nee" and "fin-ee-us"). Explain that Eli was the priest of Israel at the time of this story, and his sons were wicked and did things that did not please God.

Presenting the Bible Story

Distribute the index cards among the students. Tell them to listen carefully for the word on their card. Each time they hear the word, they should hold up the card (and put it down again). At the end of the story, they will tell why their particular word is important in this story. (These words are capitalized for your convenience.)

The Bible says in 1 Samuel 2:12, "ELI'S sons were wicked men; they had no regard for the LORD." Who can tell me what wicked means? (very bad; evil) They had no regard for the Lord. That means that they did not care at all about God. In the temple during the time of sacrifice, ELI'S sons told the people to give them the best part of the meat—the part that belonged to the Lord! If the people did not give it to ELI'S sons, they would threaten to take it. The Bible says in 1 Samuel 2:17, "This sin of the young men was very great in the LORD'S sight, for they were treating the LORD'S offering with contempt." God saw that ELI'S sons were treating him with contempt. That means they were treating God as if they hated him. How do you think that made God feel? (sad; angry)

ELI the PRIEST heard from the people about all the wicked things his sons were doing. "Now ELI, who was very old, heard about everything his sons were doing to all Isreal and how they slept with the women who served at the entrance to the Tent of Meeting. So he said to them, 'Why do you do such things? I hear from all the people about these wicked deeds of yours. No my sons; it is not a good report that I hear spreading among the LORD'S people.'" (1 Samuel 2:22-24) He spoke to his sons, HOPHNI and PHINEHAS, and asked them why they were doing such terrible things. He told them that he heard a bad report about them from the people and that they had a bad REPUTATION among the Hebrews—God's people. ELI tried to warn his sons about what would happen to them for treating God this way, but ELI'S sons did not even listen.

After this, God sent a MESSENGER to ELI. The MESSENGER reminded ELI of the ways that God had rescued Egypt and helped his family. He reminded ELI that God had chosen ELI'S family to lead the people as PRIESTS. Now God wanted to know why ELI was treating God so badly. Why did ELI allow his sons to dishonor God in such terrible ways? The MESSENGER told ELI that God would no longer choose him or his family to serve as PRIESTS. God said that he would take away the HONOR of the priesthood and give it to someone who wanted to HONOR God. God also promised that there would be great sadness and distress in ELI'S family because of their sins. God promised that all of ELI'S DESCENDANTS—children and grandchildren—would die as young men. No one would be allowed to live



3rd and 4th Grades

Eli and His Sons

a long life. Finally, the MESSENGER told ELI that his sons HOPHNI and PHINEHAS would both die on the same day.

During this time, the Lord revealed himself to the boy Samuel through his word. ELI trained Samuel to serve the Lord. All of the Hebrews recognized that Samuel was a prophet of the Lord.

Some time later, ISRAEL fought a BATTLE against their enemies the PHILISTINES. A MESSENGER came. He told ELI that both of his sons were killed, ISRAEL lost the BATTLE and the PHILISTINES captured the ark of the covenant—the place where God lived among the people. “When he mentioned the ark of God, ELI fell backward off his chair by the side of the gate. His neck was broken and he DIED, for he was an old man and heavy. He had led Israel forty years.” (1 Samuel 4:18) This was a terrible day for ISRAEL because it meant that God’s glory was gone from his people.

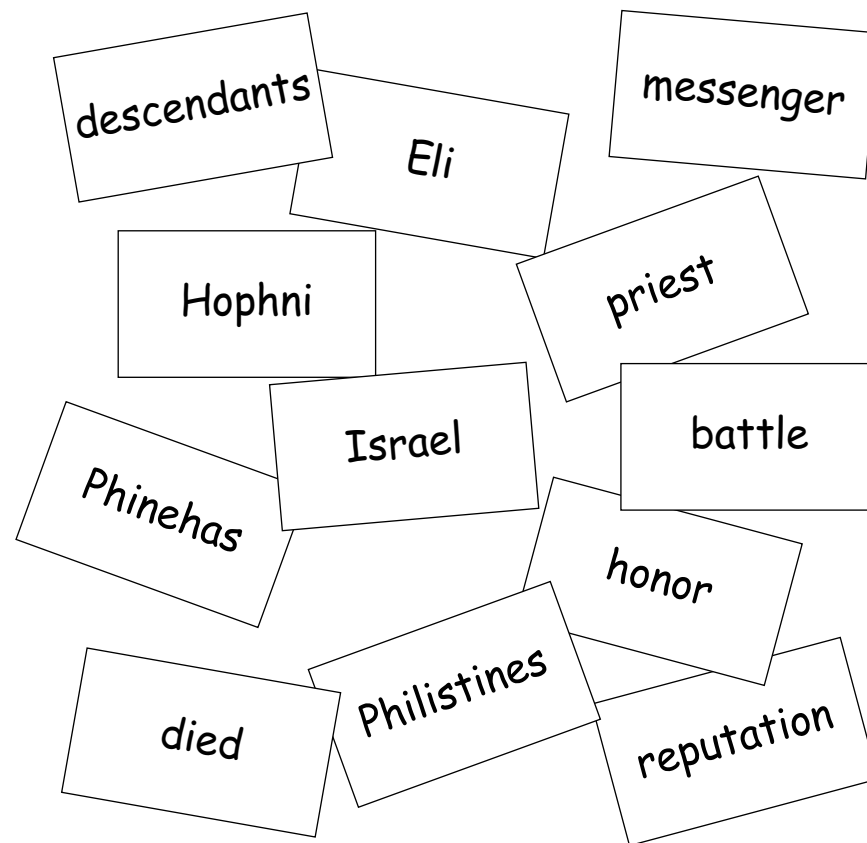
Let the students each share why their particular word on their card is important in the Bible Story.

Sharing with Others

Ask the students: *How does it make you feel to know that Eli’s sons treated God and their father so badly? How does it make God feel when you treat your parents badly?* Explain that God is very serious about children obeying and honoring their parents. Ask the students if they know someone who does not honor and obey their parents. Encourage them to share with that friend how important it is to God that they honor and obey their parents. Close with a prayer for the students to love and honor God and their parents.

Teacher Tips

- Any students from families where God is not honored may have difficulty with this story. Encourage them that God sees their heart regardless of what goes on around them.



C

R

A

F

T

Eli and His Sons

What's the Point?

The students will consider important points from this week's Bible Story as they make this "point catcher."

Materials

For each student:

- scissors
- crayons or markers

Reproducible Pages:

- Page B, 1 copy for each student

Preparation

1. Make a sample craft to show the students.
2. Practice leading this activity at home several times until you are comfortable with it.

Instructions

1. Introduce today's activity: *In our Bible Story this week, we learn about Eli and his two sons, Hophni and Phinehas. Eli was the priest of God's people and a leader, but his sons did wicked and evil things in God's sight. Because of the sin of Eli's sons, God punished Eli and his family. He sent a messenger to speak to Eli who told him that his family would no longer be chosen to lead Israel. God said he would punish Eli's sons and the people who would come after them. God is very serious about children honoring him and their parents.*
2. Show the students the sample craft that you prepared. Explain that under each scripture reference is the main idea or point from the story of Eli and his sons. Show them one example by spelling Samuel. With each letter, open and close the point catcher. When you have finished spelling S-A-M-U-E-L, ask the students for a number from one to ten. Count out the number and read the scripture reference. Then turn that section up and read the words underneath. Explain that under each scripture reference is the main idea. Explain that the bookmark is an extra reminder of today's Scripture Memory Verse.

3. Distribute the copies of Reproducible Page B, the scissors and crayons. Have the students cut out their point catchers and the bookmarks. Have them write their names on the bookmarks and place them in their Bibles.
4. Lead the students in each step of this craft.
5. Have the students place their point catchers face down. Fold the four corners into the center, along the dashed lines, as shown in Figure A.
6. Next have them turn over their folded point catchers and again fold the four corners into the center, as shown in Figure B.
7. Have the students fold their papers again, directly down the middle, as shown in Figure C. Then have them open that fold, turn it, and fold it again along the middle going the opposite way.
8. Have the students place their fingers under the four corner "flaps" and open and close their point catchers, as shown in Figure D.
9. If time permits, have the students color their point catchers.

Conclusion

Have everyone sit in a circle and let each student spell out SAMUEL and then count out their age or favorite number. Have them read the scripture reference and the main idea underneath. Encourage the students to share the main ideas of this Bible Story with their friends and family. Close with a prayer for the students to love and obey their parents.

Teacher Tips

- Many students this age are familiar with this popular paper-folding activity. Encourage the students to work together and help each other.
- Fold lines have been provided as a guide for the students to use if needed.



3rd and 4th Grades

Eli and His Sons

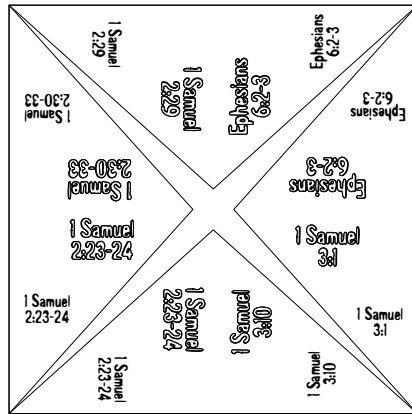


Figure A

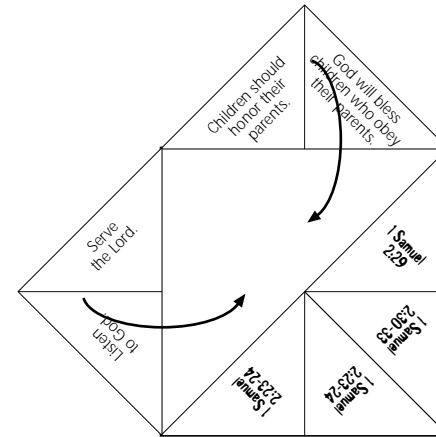


Figure B

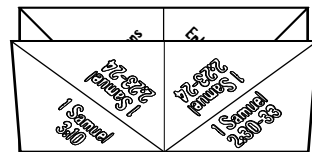


Figure C

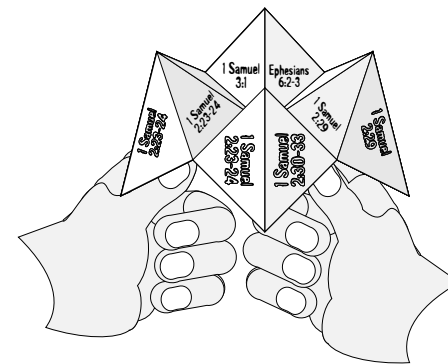


Figure D

Eli and His Sons

First Things First

The students will learn and memorize today's Scripture Memory Verse as they consider the importance of honoring their parents.

Scripture Memory Verse

"Honor your father and mother"—which is the first commandment with a promise—"that it may go well with you and that you may enjoy long life on the earth."

Ephesians 6:2-3

Materials

For the teacher:

- index card
- black marker
- coin
- radio or tape player

Preparation

1. On the index card, write the number "1."
2. Practice leading this activity at home.

Instructions

1. Introduce today's activity: *In our Bible Story, we learn about Eli and his sons, Hophni and Phinehas. Eli was the priest and a leader of God's people, but his sons did wicked things in God's sight. Because of their sin, God punished Eli's family and removed their honor. God is very serious about children obeying and honoring their parents. When children do not honor their parents, God is not honored! In our Scripture Memory Verse, we learn the importance of honoring our parents.*
2. Show the students the Scripture Memory Verse on the back of this Lesson Card. Read it to them three times as they follow silently. Then ask them to read it with you three more times.
3. Ask all of the boys to read the verse with you. Ask all of the girls to read the verse with you. Ask the students to stand up and read the verse. Ask the students to sit down and read the verse. Ask each student to read the verse with you. Ask each student to read the verse alone.

4. Ask the students what it means to "honor" their parents. Take responses. Explain that to honor means to show respect, to obey the first time, to look for ways to say good things about them, and so on. Ask the students how important this commandment is to God. (Very important—it is the first commandment with a promise.) Ask the students what promise comes with it. (to enjoy a long and happy life) Tell the students: *One way God punished Eli was to keep his descendants from living long lives. God is serious about children honoring their parents. In fact, not only did Eli's children not live long lives, but their lives did not go well because of their sin.*
5. Have the students sit in a circle. Show them the index card with the "1" written on it. Explain that they will pass this card around the circle as the music plays. When the music stops, the student holding the card will flip a coin. If the coin lands on "heads" then the group will say the verse all together from memory. If the coin lands on "tails" then the student holding the card will say it alone by memory.
6. Have the students do as many rounds as possible so that each student has a chance to say the verse.

Conclusion

Ask the students if they want to live long and happy lives and why. Explain that long life and happiness are blessings that come from God to those who honor their fathers and mothers and want to please God. Close with a prayer for the students to want to honor their parents from their hearts.

Teacher Tips

- Think of ways that you have honored your parents. Share these with the students.

“Honor your father and mother”
—which is the first commandment
with a promise—“that it may go
well with you and that you may
enjoy long life on the earth.”

Ephesians 6:2-3

Lesson Objectives

- The students will describe the sins of Eli's sons.
- The students will describe one consequence of the sins of Eli's sons.
- The students will state one way that they will respectfully obey their parents this week.

Lesson Text

1 Samuel 2:12-4:22

Scripture Memory Verse

"Honor your father and mother"—which is the first commandment with a promise—"that it may go well with you and that you may enjoy long life on the earth."

Ephesians 6:2-3

Lesson Plan

Greeting and Registration

Preclass Activity: Truth and Consequences

Welcome and Singing

Centers:

Life Application: Honorable Mention

Game: Target Practice

Bible Skills: Fast Facts

NOTE: Allow time for a snack.

D
R
E
•
C
A
S
S

Truth and Consequences

The students will review this week's Bible Story as they consider the consequences of obedience and disobedience.

Materials

For each student:

- pencil
- crayons or markers

Reproducible Pages:

- Page C, 1 copy for each student

Preparation

Complete the activity on your copy of Reproducible Page C.

Instructions

1. Greet the students as they arrive. Explain that they are going to review the events of this week's Bible Story as they complete their worksheet, and then draw a

picture of themselves doing something that honors God. Give examples. Have them work together.

2. Pair students who did not hear this week's Bible Story with those who did.
3. Distribute the copies of Reproducible Page C and pencils. When the students have completed the activities on their pages, they can turn their papers over and color a picture or write a description of themselves obeying their parents.
4. Circulate among the students to offer help and discuss their answers using the Answer Key.

Answer Key

Part 1:

- 1.(T) 2.(F) 3.(T) 4.(T) 5.(F)
6.(F) 7.(F) 8.(T) 9.(T) 10.(T)

Part 2:

Honor/mother/first/promise/well/long/earth

Part 3:

1. No; He disobeyed.
2. Sad; God was not honored.
3. He can apologize and ask for forgiveness; clean up the mess; show his parents that he can obey by doing his chores faithfully.

Teacher Tips

- This age group needs help to understand the concept of "honor." Give them everyday examples that they can apply to their own lives.



3rd and 4th Grades

Honorable Mention

The students will review this week's Bible Story as they think of specific ways that they can honor their parents this week.

Materials

For each student:

- pencil
- crayons or markers

For the teacher:

- large writing surface

Reproducible Pages:

- Page D, 1 copy for each student

Preparation

1. On the large writing surface, write the following list of phrases from top to bottom: Listen with both ears; Happy to obey; Speak with respect; Look in their eyes; Say nice things; Express thanks.
2. Complete the activity on your copy of Reproducible Page D.
3. Practice leading this activity at home.

Reviewing the Bible Story

Open your Bible to 1 Samuel 2-4. *In this week's Bible Story, you learned about Eli the priest and his sons, Hophni and Phinehas. Eli was a leader of God's people but his sons did wicked and evil things in God's sight. All the people of Israel knew about the wicked things Eli's sons were doing. When Eli told them to stop, they did not listen, but kept on sinning against God and their father. God sent a messenger to tell Eli that because of the wickedness of his sons, God was dishonored. The messenger told Eli that because of this, God would remove the honor of the priesthood from his family and that his children would suffer greatly as a result of their sin. God is very serious about children showing honor to their parents. God wants children to honor their parents today and we are going to think of ways that we can honor our parents and not be like Eli's sons.*

Ask a few students to take turns retelling the story in their own words.

Real-Life Application

Tell the students to look at the list you prepared on the large writing surface. Have them read the list together with you. Tell them that these are different ways to honor their parents. Tell the students that they will choose three of these ways to honor their parents every day this week.

Have the students sit in a circle and count off one to six. Have the "ones" stand up. Tell them to show the rest of the group how to "listen with both ears" to you as you pretend to be the parent and ask them to take out the trash. Ask the "twos" to stand up and role play "Happy to obey" in the same way. Continue role playing until each of the phrases has been demonstrated.

Distribute the copies of Reproducible Page D, the pencils and crayons. Have the students write three of the ways that they want to honor their parents in the spaces provided. Encourage them to have their parents read and initial it at the end of each day after they have honored their parents in all the ways mentioned.

Conclusion

Remind the students that not only will their parents be honored, but God will be honored as well. Ask them how it makes them feel to know that they can do something to make God happy. Close with a prayer for God to help each of the students to honor their parents in the ways they chose.

Teacher Tips

- If it is appropriate for your group, encourage the students to bring their pages back to the next class to share about their victories in honoring their parents.



Target Practice

The students will review this week's Bible Story as they think about the consequences of disobedience in this activity.

Materials

For the teacher:

- 1 piece of poster board, 22" x 28"
- scissors
- black marker
- 1 piece of red construction paper, 9" x 12"
- 2 pieces of orange construction paper, 9" x 12"
- 3 pieces of yellow construction paper, 9" x 12"
- 1 piece of string, 12"
- invisible or masking tape
- ruler or yardstick
- 3 pieces of scrap paper

Reproducible Pages:

- Page E, 1 copy for the teacher



Preparation

1. Prepare the "target" board: Find the center of the poster board by lightly drawing two intersecting lines from each corner of the board. See Figure A on the back of this Lesson Card.
2. Tape one end of the string to the center of the poster board and measure out three inches of string and tie or hold the black marker to the end of the three inches. Use the string and marker to create the first circle six inches in diameter. See Figure B.
3. Measure out the string six inches from the center of the poster board and tie or hold the marker to the end of the six inches, and draw the second circle twelve inches in diameter.
4. Measure out the string nine inches from the center to create the outside circle eighteen inches in diameter. Remove tape and string.
5. Within the first circle, write with the black marker: 15 POINTS. Inside the second circle, write: 10 POINTS. Within the third circle, write: 5 POINTS. At the top of the target board, write: TARGET PRACTICE. See Figure C.
6. Cut all of the construction paper into four inch strips. Tape the red strips together to form one long strip. Also do this with the orange strips and the yellow strips. Tape the long red strip around the six inch circle perpendicular to the poster board; tape

the long orange strip around the twelve inch circle; and tape the long yellow strip around the eighteen inch circle. See Figure D.

7. Crumple up each of the pieces of scrap paper into small balls.
8. Practice playing this game at home.

Instructions

1. Introduce today's activity: *In this week's Bible Story, we learned about Eli and his sons. The Bible says that Eli's sons did wicked things. The people gave Eli a bad report about his sons. Eli warned his sons to stop their wickedness, but they did not listen. God was not pleased with Eli or with his sons. He told Eli that because of the sins of his sons, God was not honored. God removed Eli's family from the priesthood and eventually Eli's sons died. God is still very serious today about children obeying and honoring their parents.*
2. Show the students the target board you prepared. Explain that they will take turns throwing the paper balls and answering questions. The team with the most points at the end wins.
3. Divide the students into two teams. (Make sure that new or visiting students are evenly divided.) Line up both teams. Place the target board flat on the floor, three feet away from their lines.
4. Choose a team to begin. Have the first student in line throw one of the paper balls you prepared. He may have three tries to land a ball in one of the sections. Once the ball has landed, he may not throw again in this turn. Ask the student a question from the point category listed on your copy of Reproducible Page E. If the student does not land the ball in a point section, he can still answer a "free throw" question. These questions are worth 5 to 15 points. The students earn points from their throw and from their correct answer. For example: A student who lands a ball in the 10 point section receives 10 points for his throw. If he answers the question correctly, he receives another 10 points. A student who lands outside the point sections, may still earn points for answering a "free throw" question correctly. The students may help each other to answer the questions.
5. Continue until all the students have had a chance to play. Total the points.



3rd and 4th Grades

Conclusion

Ask the students how they feel about Eli's sons wicked behavior and their disrespect for God and their father. Close with a prayer for the students to want to honor God and their parents.

Teacher Tips

- For a greater skill challenge: increase the distance between the students and the target board. Do this only in the event that all the students find it too easy.

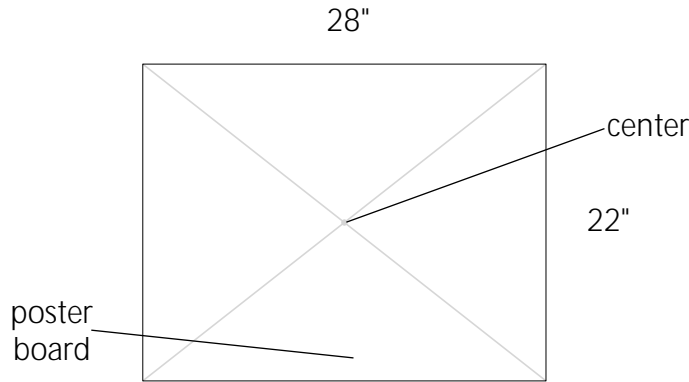


Figure A

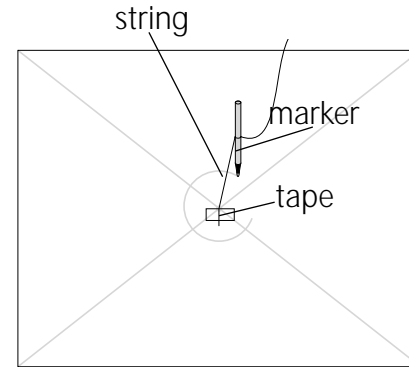


Figure B



Figure C

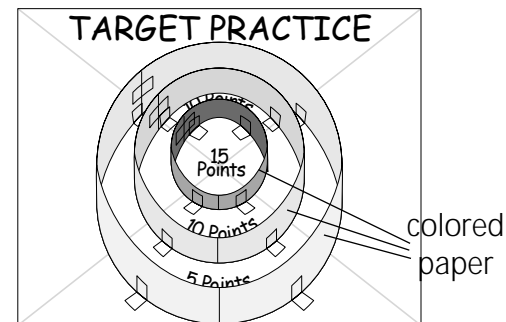


Figure D

Fast Facts

The students will survey 1 Samuel 2-4 in this speed and accuracy activity.

Materials

For each student:

- pencil

For the teacher:

- timer or watch with a second hand
- extra Bibles

Reproducible Pages:

- Page F, 1 copy for each student

Preparation

1. Complete this activity using your copy of Reproducible Page F.
2. Practice leading this activity at home.

Instructions

1. Introduce this activity: *In the Bible Story this week, we learned about Eli and his sons. We learned that Eli's sons did not obey or honor God or their father. They had a very bad reputation among God's people and God punished them for their sin. One way that you can honor and obey God is to know the Bible. God has given us the Bible so that we can know how to obey and honor him. Today you are going to see how well you can look up information in the Bible.*
2. Tell the students to place their closed Bibles in front of them. Make sure everyone has a Bible. Tell them to find the Old Testament book of 1 Samuel. Now tell them to find chapter 2. Tell them that they will spend the rest of this activity looking up information contained in chapters 2 through 4.
3. Distribute the copies of Reproducible Page F and the pencils. Tell the students that they may work alone or with a partner. Tell them to fold their paper along the dashed line. Explain that for every number you are going to give them a fact to find and they will be timed to see how quickly they can find it. Do the first one together as a group. For example, with Fact #1, say to the students: *How many verses are in 1 Samuel chapter 2?* Begin your timer. The answer is 36. The questions and answers are located on the back of this Lesson Card.

4. Tell the students that you will time them for each fact they have to find. When they have found their facts, they should raise their hands so that you can state their time. Then they should write their answers and time in the spaces provided.
5. Have the students do their first round of facts using Column #1. When they have finished, tell them to turn their pages to the other side, and repeat the activity using Column #2. When they are finished, have them open their pages and compare their times.

Conclusion

Remind the students that God is honored when we know and obey the Bible just as our parents are honored when we obey them. Ask the students how they felt when they improved their time. Encourage all of the students for their efforts. Close with a prayer for the students to honor and obey God.

Teacher Tips

- Make careful note of students who get easily discouraged with speed and accuracy exercises. Help them work with a partner or with you to keep time.

Fast Facts Answer Key

1. How many verses are in 1 Samuel chapter 2? _____ (36)
2. In 1 Samuel chapter 2, what's the first word of verse 17? _____ (This)
3. In 1 Samuel chapter 2, what is the last word of verse 21? _____ (LORD)
4. In 1 Samuel chapter 2, what are the first three words of verse 24? _____
(No my sons)
5. In 1 Samuel chapter 2, what is the last word of verse 36? _____ (eat)
6. How many verses are in 1 Samuel chapter 3? _____ (21)
7. How many verses are in 1 Samuel chapter 4? _____ (22)
8. In 1 Samuel chapter 3, what is the last word of verse 1? _____ (visions)
9. In 1 Samuel chapter 4, what is the first word of verse 14? _____ (Eli)
10. Read 1 Samuel chapter 3 verse 2. What was wrong with Eli's eyes? _____
(His eyes were becoming so weak that he could barely see.)

Meet the Family

Word Search

A	S	Q	W	E	R	T	Y	P	U
I	O	A	P	A	R	K	A	H	S
D	F	G	M	H	J	K	L	I	Z
Z	X	C	V	U	B	N	M	N	M
T	H	E	B	R	E	W	Y	E	U
Q	L	W	E	R	L	L	T	H	Y
H	O	P	H	N	I	U	P	A	O
P	R	A	S	D	F	G	H	S	J
K	D	L	Z	X	C	V	B	N	M

Find the following words:

Samuel Lord Hophni Hebrew
Eli ark Phinehas

Part 2:

Using the words from the Word Search and the scripture references provided, fill in the blanks:

1 Samuel 3:1

The boy _____ ministered before the LORD under _____.

1 Samuel 3:8

Then _____ realized that the _____ was calling the boy.

1 Samuel 4:4

And Eli's two sons, _____ and _____, were there with the _____ of the covenant of God.

1 Samuel 4:6

Hearing the uproar, the Philistines asked, "What's all this shouting in the _____ camp?"

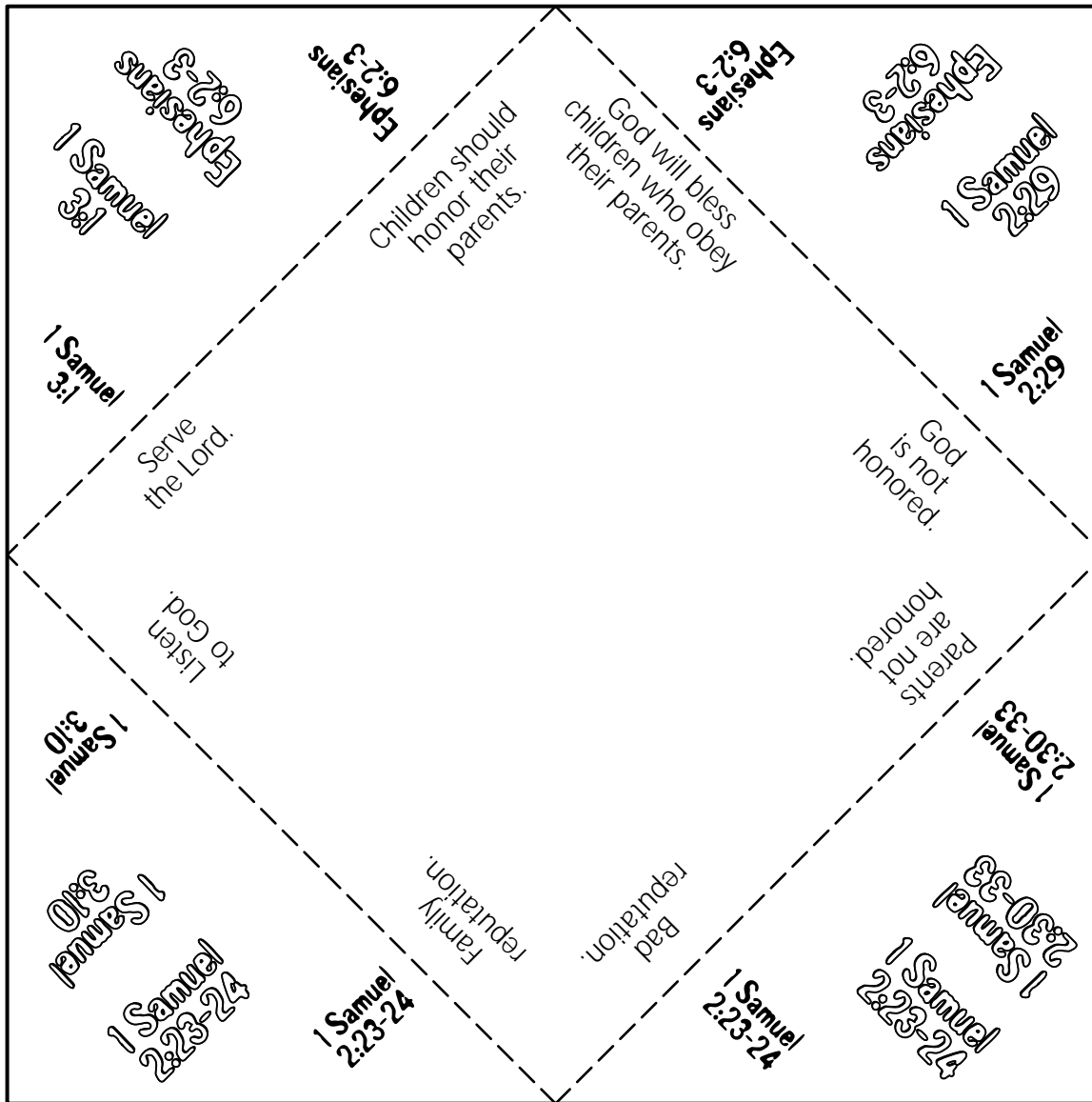
Part 3: Extra Extra!

Unscramble the words below:

maSlue dLro hopinH kar
webreH liE shinehaP

Core/Craft

1 copy for each student



“Honor your father and mother”— which is the first commandment with a promise— “That it may go well with you and that you may enjoy long life on the earth.”

Ephesians 6:2-3



3rd and 4th Grades

Truth and Consequences

Part 1:

Circle the correct answer.

1. True or False: Eli was the priest of God's people. (1 Samuel 1:9)
2. True or False: Eli had no children. (1 Samuel 2:12)
3. True or False: Eli's sons did wicked evil things. (1 Samuel 2:12)
4. True or False: Because of the sin in Eli's family, God was not honored. (1 Samuel 2:29)
5. True or False: God did not care about the sin of Eli's sons. (1 Samuel 2:29)
6. True or False: Eli's sons names were Harold and Phanuel. (1 Samuel 2:34)
7. True or False: Eli's sons had a very good reputation. (1 Samuel 2:23-24)
8. True or False: Eli's sons did not listen to him. (1 Samuel 2:25)
9. True or False: God told Eli that he would take away the priesthood from him. (1 Samuel 2:30-31)
10. True or False: God is pleased when we honor our parents. (Ephesians 6:2-3)

Part 2:

Write this week's Scripture Memory Verse using the words below in the blanks provided.

"_____ your father and _____"—which is the _____ commandment with a _____—"that it may go _____ with you and that you may enjoy _____ life on the _____."

Ephesians 6:2-3

mother Honor first promise well long earth

Part 3:

Which Way Out?

Read the following and answer the questions in the space provided below. Work with a partner.

Kelly's parents went away for the weekend. They asked Kelly to walk the dog and take out the trash while they are gone. The first day Kelly remembered. But the second day, Kelly decided not to do the chores—instead he went to a friend's house to play. When Kelly came home, the dog had made a mess and spilled the trash all over the house.

1. Did Kelly respect and obey his parents? Explain.

2. How do you think that God feels about what happened?

3. What can Kelly do to honor his parents now?



Supplement/Life Application

1 copy for each student

3 Ways I will Honor My Parents This week:



Days of the week:

○ ○ ○ ○ ○ ○ ○ ○



○ ○ ○ ○ ○ ○ ○ ○



○ ○ ○ ○ ○ ○ ○ ○

“Honor your father and mother”—which is the first commandment with a promise—“that it may go well with you and that you may enjoy long life on the earth.”

Ephesians 6:2-3



3rd and 4th Grades

**Target Practice
Questions and Answers**

15 points

- Say this week’s Scripture Memory Verse from memory. (“Honor your father and mother”—which is the first commandment with a promise—that it may go well with you and that you may enjoy long life on the earth.” Ephesians 6:2-3)
- What was Eli’s title? (priest)
- The Bible says that Eli’s sons were wicked men and had no regard for the Lord. What does that mean? (They did not care about God or the consequences of their sins.)
- State one way that you can honor your father and mother today.
- State one thing that does not show honor to your father and mother.

10 points

- Name one of Eli’s sons. (Hophni; Phinehas)
- In what book of the Bible does the story of Eli and his sons come from? (1 Samuel)
- What kind of reputation did Eli’s sons have? (bad; wicked)
- State one way that you can honor your father and mother today.
- State one thing that does not show honor to your father and mother.

5 points

- Is this Bible Story in the Old Testament or the New Testament? (Old)
- How many sons does Eli have in this Bible Story? (two)

- State one thing that happened to Eli and his sons because of their sin. (The sons died; the family was removed from the priesthood; God was unhappy with them.)
- State one way that you can honor your father and mother today.
- State one thing that does not show honor to your father and mother.

Free Throw Questions

- Spell “Ephesians” (15 points)
- Spell “Samuel” (10 points)
- Spell “honor” (5 points)
- Spell “Hophni” (15 points)
- Spell “Phinehas” (15 points)

Score Card

Team One	Team Two
1.	1.
2.	2.
3.	3.
4.	4.
5.	5.
6.	6.
7.	7.
8.	8.
9.	9.
10.	10.
Total	Total



Fast Facts

Column 1

1. _____ Time: _____
2. _____ Time: _____
3. _____ Time: _____
4. _____ Time: _____
5. _____ Time: _____
6. _____ Time: _____
7. _____ Time: _____
8. _____ Time: _____
9. _____ Time: _____
10. _____ Time: _____

Column 2

1. _____ Time: _____
2. _____ Time: _____
3. _____ Time: _____
4. _____ Time: _____
5. _____ Time: _____
6. _____ Time: _____
7. _____ Time: _____
8. _____ Time: _____
9. _____ Time: _____
10. _____ Time: _____

Fold here