

Sin Enters the World

Lesson Objectives

- The students will describe at least two different ways in which God responded to Adam and Eve's sin.
- The students will identify three ways that sin hurts relationships.
- The students will think of five ways that they can please God.

Lesson Text

Genesis 3

Scripture Memory Verse

For if you forgive men when they sin against you, your heavenly Father will also forgive you.

Matthew 6:14

Lesson Plan

Greeting and Registration

Preclass Activity: Adam and Eve Word Search Puzzle

Welcome and Singing


Centers:

Bible Story: Spotlight Theater

Craft: Vitamin P

Scripture Memory: Know the Code

NOTE: Allow time for a snack.



Sin Enters the World

Adam and Eve Word Search Puzzle

This word search will preview key words and ideas from this week's lesson.

Materials

For each student:

- pencil

Reproducible Pages:

- Page A, 1 copy for each student

Preparation

Complete the word search prior to class.

Instructions

1. Distribute copies of Page A to the students as they arrive.
2. Have your completed word search available so that they can check their answers.

Teacher Tips

- During the preclass activity, circulate among the students and ask them why they think that people sin. Tell them that they will be learning about the first sin and how it changed the world.

W	E	A	S	H	A	M	E	D	R
T	I	N	T	R	U	D	E	R	Y
U	I	O	A	D	A	M	P	A	S
E	V	E	D	F	G	H	J	O	K
L	A	S	D	F	G	H	B	J	K
L	K	N	O	W	L	E	D	G	E
D	Z	X	C	V	Y	B	N	M	M
Q	O	W	D	E	R	T	Y	U	I
I	O	O	P	A	C	D	S	F	G
D	G	N	G	A	R	D	E	N	E
Z	X	C	E	A	A	N	R	V	E
T	T	Q	N	W	F	T	P	T	R
I	A	S	E	D	T	F	E	G	T
U	D	L	S	J	Y	K	N	Y	U
R	E	D	I	H	R	L	T	P	B
F	Z	X	S	C	I	V	B	N	L
Z	X	C	V	V	B	N	M	M	A
Q	L	I	E	W	E	S	I	N	M
A	S	D	F	G	H	J	K	L	E
D	O	U	B	T	F	G	H	J	K

Sin Enters the World

Spotlight Theater

The students will examine the accounts of Adam and Eve, and Cain and Abel, and consider how God feels about sin and its effect on relationships. This unique presentation will spotlight important scenes as you present the story.

Materials

For the teacher:

- 6 pieces of black construction paper, 4" x 6"
- flashlight

Reproducible Pages:

- Page B, 1 copy for the teacher
- Page C, 1 copy for the teacher

Preparation

1. Cut out the pictures from your copies of Pages B and C.
2. Mount each picture on a piece of black construction paper.
3. Practice reading the text and asking the questions for each scene.
4. Find a location in your class where the lights can be dimmed. Have a flashlight for the "spotlight."
5. Secure the pictures to the wall or surface that the students can see.
6. Optional: You may want to play background music suited to emphasizing the mood of the different scenes.

Instructions

1. Point the flashlight to each scene and read the text. Ask the questions provided after each paragraph.
2. Review the story by letting the students take turns retelling one of the scenes in their own words.

Spotlight on Scene One— Eve and the Serpent in the Garden

When God created Adam and Eve, he put them in the garden and gave them special gifts and things to take care of. It was beautiful! The Bible even says that they were naked and that they were not ashamed. One day a serpent came into the Garden. He was more crafty than any of the wild animals the Lord God had made. He approached Eve and asked her about life in the Garden. Eve told

him about all the wonderful things God gave them, and about the tree from which they could not eat. The serpent told Eve that she would not die if she ate from the tree. He told her that it would make her more like God. The serpent lied to Eve and she believed him. She began to doubt God. She looked at the fruit and it looked good, so she ate it. Eve disobeyed God. Then she gave the fruit to Adam. Even though Adam knew what God had told them, he disobeyed God. He ate the fruit! What a terrible day it was for Adam and Eve!

- *True/False:* The serpent lied to Eve. (True)
- *True/False:* Eve doubted God after the serpent spoke to her. (True)

Spotlight on Scene Two—God Searches for Adam and Eve

God searched for Adam and Eve, but he could not find them. He called out to them, "Where are you?" They were hiding from him. They were afraid because they were naked and they felt ashamed. God asked them if they ate the fruit from the tree. They told God what happened. Eve blamed the snake for lying to her and Adam blamed Eve for giving him the fruit.

- *True/False:* God asked, "Where are you?" when he couldn't find Adam. (True)
- *True/False:* Adam and Eve both blamed others for their sin. (True)

Spotlight on Scene Three— Adam and Eve Leave the Garden

So God cursed the serpent. Then he spoke to Adam and Eve about the consequences of their sin. To the woman he said that he would greatly increase her pain in childbearing. God told Adam that the ground had become cursed because of him and that only through very hard work would he eat of it. Then God sent them away from the Garden of Eden "to work the ground from which they had been taken." Even though God sent Adam and Eve away, he still took care of them. God made garments of skins to cover their nakedness. God still loved them and wanted them to be happy, but he knew that their special



3rd and 4th Grades

Sin Enters the World

relationship would never be the same.

- True/False: God gave consequences to Adam and Eve for their sin? (True)
- True/False: God wanted to send Adam and Eve away from the Garden. (False)

Spotlight on Scene Four—Cain and Abel Make an Offering

Adam and Eve had two sons named Cain and Abel. Cain was a farmer and he worked the land. Abel was a herder and he took care of animals. Just like their parents, Cain and Abel had to choose to obey God. Cain and Abel brought gifts called “offerings” to God. Cain brought fruits from the land. Abel brought the firstborn animals from his flocks. God was pleased with Abel’s offering, but with Cain’s offering he was not pleased.

- True/False: Cain gave fruits from the land as his offering. (True)
- True/False: Abel gave firstborn animals from his flocks to God. (True)

Spotlight on Scene Five—Cain Has an Evil Look at Abel

Cain was angry that his offering wasn’t accepted. God talked to Cain and said:

“Why are you angry? Why is your face downcast? If you do what is right, will you not be accepted?” (Genesis 4:6) God wanted Cain to do what was right, to change and to be accepted, but Cain did not. He had nothing to say to God. He chose not to please God.

- True/False: Cain’s face was “downcast,” which means that he was very happy. (False)
- True/False: God wanted Cain to change and to be accepted. (True)

Cain did not change. The Bible says that Cain said to his brother Abel, “Let’s go out to the field.” While they were in the field, Cain attacked his brother Abel and killed him. Cain was very angry at his brother and he wasn’t willing to change his bad attitude. Because of his sin, Cain did something terrible—he killed his only brother.

- True/False: Cain wanted to go for a walk with Abel to apologize for his bad attitude. (False)

Spotlight on Scene Six—Cain Leaves

Soon after, God asked Cain where his brother was. Cain was still angry. He asked God, “Am I my brother’s keeper?” —which means, “Am I supposed to know where my brother is all the time?” God told Cain that he would spend the rest of his life wandering the earth as a punishment for what he had done. Although Cain would be separated from God, God still loved Cain, and promised to protect him.

- True/False: Cain was very sorry that he had killed Abel. (False)
- True/False: God expects us to take care of each other. (True)

Sharing with Others

God loves us so much that he does not want us to do things that will hurt us. Sin always hurts. It hurts us, it hurts others and it hurts God. If we love God, we will try to obey him and make him happy. Can you think of someone who needs to learn about our lesson today? I want us to all think of someone that we can tell about the importance of obeying God.

Close with a prayer for the students to share with someone this week.

Teacher Tips

- Music, lighting and thoughtful storytelling will create a vivid memory for the students.

C

R

A

F

T

Sin Enters the World

Vitamin P

The students will create spiritual “vitamins” to be taken and applied to their lives every day for a week. They will learn how to please God by following God’s word.

Materials

For each student:

- 1 plain paper cup
- pens or thin felt-tip markers
- unsharpened pencil or pen with cap
- glue or tape
- scissors
- 1 white sticky label, 1" x 3"

Reproducible Pages:

- Page D, 1 copy for each student

Preparation

1. On each student’s label, write: “Vitamin P—Read daily as needed.”
2. Make a model of the craft to show the students.

Instructions

IMPORTANT: Make sure that the students do not actually eat these pretend vitamins or attempt to put them in their mouths.

1. Introduce the craft by saying: *Today you are going to make some things that will help you to think of ways to please God. We will call the activity “Vitamin P.” We can take vitamins every day to stay healthy. These will be like spiritual vitamins. The “P” stands for “Please.” If you take and read these every day, they will help you to please God.*
2. Show your model to the students. Unroll one “vitamin” and show them the Bible verse written on it. Explain that you will read this Bible verse and think of how you can obey it today. Help them know that God will be pleased if they follow the Word by obeying it.
3. Distribute the paper cups, copies of Page D, and scissors to the students.
4. Tell the students to cut out the seven Bible verses from their copies of Page D.

5. Tell the students to take each Bible verse and roll it up by wrapping it tightly around a pencil. Have them slip the pencil out. See Figure A. The rolled-up papers are the “vitamins.” Offer assistance to those who have difficulty with this step.
6. Tell the students to place the seven vitamins in the cup or pill container.
7. Distribute the labels to the students and have them place them on the cups. Tell the students to write their names on the cups. See Figure B.


Conclusion

Tell the students to each choose a time in the morning when they will “take their vitamins.” Will it be when they first wake up? at breakfast? on the bus?

Close with a prayer for the students to be faithful in following God’s word.

Teacher Tips

- Explain “Vitamin P” to parents as the students leave. Encourage parents to ask their children about their daily “vitamin.”



Sin Enters the World

Children, obey your parents in the Lord, for this is right.
Ephesians 6:1

Bible verse from Reproducible Page D




Figure A

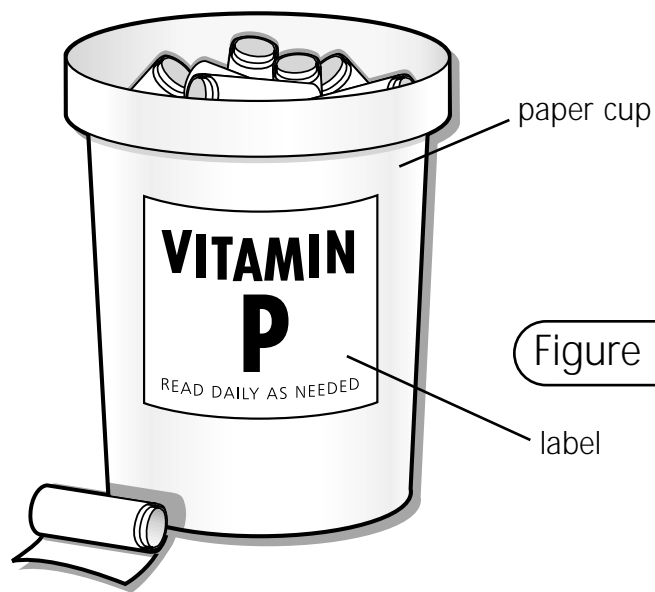



Figure B



Finished Craft

Sin Enters the World

Know the Code

The students will learn and memorize a verse that can help them to please God. The scripture is written in a code. The students must decode the verse in order to memorize it.

Scripture Memory Verse

For if you forgive men when they sin against you, your heavenly Father will also forgive you.

Matthew 6:14

Materials

For each student:

- pencil
- 1 piece of lined paper

For the teacher:

- large writing surface

Preparation

1. Complete the activity yourself prior to the class.
2. Copy the coded verse and the code from the opposite side of this card onto the large writing surface where the students can see it.

Instructions

1. Distribute pencils and paper to the students.
2. Have the students decode the verse, using the code on the back of this card. Have them write the letters under the appropriate numbers.
3. Once the students have completely decoded the verse, they may work with a partner or in a threesome to memorize it.
4. Challenge the students to be the first pair or threesome to recite the verse by heart.
5. Give every pair or threesome a chance to recite the verse to the group.

Conclusion

Remind the students that everybody sins and needs forgiveness. Forgiving others is one way that we can please God. Ask the students if there are people that they need to forgive. End with a prayer that the students will forgive as God forgives.

Teacher Tips

- Pray that this verse will make a lasting impression on your students.

SC
RI
PT
U
RE
M
E
M
O
R
Y

Sin Enters the World

Know the Code

Coded Verse

6-15-18 9-6 25-15-21 6-15-18-7-9-22-5 13-5-14 23-8-5-14
F o r

20-8-5-25 19-9-14 1-7-1-9-14-19-20 25-15-21, 25-15-21-18

8-5-1-22-5-14-12-25 6-1-20-8-5-18 23-9-12-12 1-12-19-15

6-15-18-7-9-22-5 25-15-21. 13-1-20-20-8-5-23 6:14

Secret Code

a b c d e f g h i j k l m n
1 2 3 4 5 6 7 8 9 10 11 12 13 14

o p q r s t u v w x y z
15 16 17 18 19 20 21 22 23 24 25 26



Lesson Objectives

- The students will describe at least two different ways in which God responded to Adam and Eve's sin.
- The students will identify three ways that sin hurts relationships.
- The students will think of five ways that they can please God.

Lesson Text

Genesis 3

Scripture Memory Verse

For if you forgive men when they sin against you, your heavenly Father will also forgive you.

Matthew 6:14

Lesson Plan

Greeting and Registration

Preclass Activity: Get Your Facts Straight

Welcome and Singing

Centers:

Life Application: Think on Your Feet

Game: Game Show

Bible Skills: Minor Mania (Part 1)

NOTE: Allow time for a snack.

Get Your Facts Straight

Directions: Draw a line from the question to the correct answer.

1. How did the Adam and Eve feel after eating the fruit? (3:7-10)	Cursed it
2. What did the snake do to Eve? (3:1-3)	Eve
3. What did God say when he was looking for Adam? (3:9)	Garments of skin
4. Eve blamed the serpent for her sin, who did Adam blame? (3:11-14)	"Where are you?"
5. What did God do to the serpent? (3:1)	Ashamed
6. What was Eve's punishment for eating the fruit? (3:16)	Cain and Abel
7. What was Adam's punishment for his sin? (3:18)	Painful toil/hard work
8. What did God use to make clothes for Adam and Eve? (3:21)	Pain in childbirth
9. How did God punish Adam and Eve together? (3:24)	Lied/deceived
10. What were the names of Adam and Eve's two sons? (4:1-2)	Banished from the Garden of Eden/sent them away
11. Why was Cain angry at God? (4:6)	Accepted
12. Fill in the blank: "If you do what is right, will you not be [?] ?" (4:34)	God did not accept his offering.
13. What did Abel offer to God as a sacrifice? (4:4)	Firstborn of his flock
14. What did Cain offer to God as a sacrifice? (4:3)	Fruits of the soil

P
R
E
•
C
L
A
S
S

Get Your Facts Straight

This matching activity will review the main ideas from this week's lesson and prepare the students for today's game center.

Materials

For each student:

- pencil
- Reproducible Pages:*
- Page E, 1 copy for each student

Preparation

Complete your copy of Page E prior to class.

Instructions

1. Distribute copies of Page E to the students as they arrive.
2. Tell them that this activity reviews the Bible Story about Adam and Eve and Cain and Abel.
3. Encourage the students to work together. Have the students who did not hear this week's Bible Story work with those who did. Be sure that they write their names on their worksheets.
4. Explain that the students can check their answers using the scripture references provided on the worksheet.
5. Circulate among them to offer assistance and answer questions.

Teacher Tips

- This preclass will help prepare the students for today's game center. Encourage them to do careful work and check their answers.



3rd and 4th Grades

Think on Your Feet

The students will “think on their feet” about the consequences of sin in their lives and relationships.

Materials

For the teacher:

- 5 pieces of poster board or cardboard, 12" x 12"
- thick black marker
- clear contact paper

For each student:

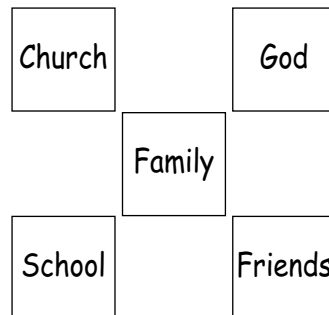
- 1 small, flat object such as a token or coin

Preparation

1. Make five “hopscotch” squares by writing the following five words in large letters on the poster board: School, Friends, Family, Church, God.
2. Cover each square with clear contact paper.
3. Prepare a small, flat playing piece for each student.
4. Practice leading this activity at home.
5. Locate an area in your class with enough space for the students to hop from square to square.

Instructions

1. Introduce this activity by reminding the students that sin is very serious. *We need to use our whole mind and body to stay away from sin. Many times, we are faced with situations that we do not expect and we do things that we should not.* In this activity, the students must “think on their feet” about ways they can please God, especially in their relationships.
2. Lay the five squares on the floor as in a hopscotch board.



3. Begin by taking the first turn. Throw a token on the first square, School, and hop on that square on one foot. State one way that you can make God happy at school. For example: *I make God happy when I obey my teacher with a good attitude.* Continue to throw a token on the second square, Friends, hopping on the same foot. State one way that you can make God happy by how you treat your friends. For example: *It makes God happy when I let my friends choose the movie that we are going to watch.* Continue in the same manner, hopping on the same foot, until you reach the fifth square, God. On this square, give one reason why you want to make God happy. For example: *I want to make God happy because he has given me an awesome family.*
4. Give each student a token. Have the students take turns playing until they lose their turns by:
 - A. missing a toss;
 - B. losing their balance;
 - C. giving the same answer as previous students.
6. The students should leave their markers on the squares where they lose their turns.
7. Play continues until all the students have made it to God.

Conclusion

Close with a prayer for each student to think of ways to please God every day.

Teacher Tips

- This is not a competition. Encourage the students to help each other think of ways that they can please God.
- If you are unfamiliar with the game of hopscotch, ask someone who knows the game to help you.



Game Show

The students will review the events surrounding Adam and Eve, and Cain and Abel, by playing a question-and-answer game, similar to a television game show.

Materials

For the teacher:

- 16 pieces of white paper or poster board, 8½" x 11"
- 4 pieces of colored construction paper
- 1 thick black marker
- masking tape
- optional: contact paper

NOTE: For a miniature version of the game, replace the paper with 4" x 7" index cards and mount them on a large piece of poster board.

Preparation

1. Label the sixteen pieces of white paper numerically as follows: write "10" on four pieces, "20" on four pieces, "35" on four pieces and "50" on four pieces. See Figure A.
2. Label the four pieces of colored paper as follows: write "Sin" on one piece, "Adam and Eve" on one piece, "Cain and Abel" on one piece, and "God" on one piece. See Figure A.
3. Review all of the questions and answers to be used during the game. Practice playing this game at home.
4. In your class area, secure the pieces of paper onto a wall or other surface in rows, as shown in Figure A.
5. Prepare a place for keeping score.

Instructions

1. Divide the students into two teams and let them choose a team name.
2. Explain that each team must begin with the ten point category and work up in point values. Teams may not skip over a question. The playing team has one minute to answer the question. If they do not answer correctly, the other team has ten seconds to give an answer. If neither team successfully answers the question, the answer is read and the question is discarded. The team with the highest number of points at the end wins.
3. Play begins with the first team to choose a category.

Figure A

SIN	ADAM and EVE	CAIN and ABEL	GOD
10	10	10	10
20	20	20	20
35	35	35	35
50	50	50	50

Conclusion

End with a prayer. Have the students each ask God to help them stay away from things that would hurt him.

Teacher Tips

- If you do not have a wall to use for the large version of this game, use a piece of poster board and attach index cards to it. This miniature version is portable, too.





Questions and Answers for Game Show

SIN

What did Eve do when the serpent told her she wouldn't die?
(Genesis 3:2-6)
(doubted God) Ten points

How did Adam and Eve feel after eating the fruit? (Genesis 3:7-10)
(ashamed) Twenty points

What did the snake do to Eve? (Genesis 3:1-4)
(lied/deceived/tricked) Thirty-five points

Eve blamed the serpent for her sin; who did Adam blame?
(Genesis 3:11-13)
(Eve) Fifty points

GOD

What did God say while he was looking for Adam and Eve?
(Genesis 3:9)
("Where are you?") Ten points

What did God do to the serpent? (Genesis 3:14-15)
(cursed it) Twenty points

What did God use to make clothes for Adam and Eve?
(Genesis 3:21)
(He made garments of skin.) Thirty-five points

Fill in the blank: "If you do what is right, will you not be _____?"
(Genesis 4:3-6)
(accepted) Fifty points

ADAM and EVE

What was Eve's consequence for eating the fruit? (Genesis 3:16)
(painful childbearing/pain in childbirth) Ten points

What was Adam's consequence for his sin? (Genesis 3:17-19)
(painful toil/hard work) Twenty points

What happened to Adam and Eve after they sinned? (Genesis 3:23-24)
(sent away from the Garden of Eden) Thirty-five points

What were the names of Adam and Eve's two sons? (Genesis 4:1-2)
(Cain, Abel) Fifty points

CAIN and ABEL

What did Abel offer to God as a sacrifice? (Genesis 4:4)
(firstborn of his flock) Ten points

What did Cain offer to God as a sacrifice? (Genesis 4:3)
(fruits of the soil) Twenty points

Why was Cain angry at God? (Genesis 4:4-6)
(God did not accept his offering.) Thirty-five points

What did Cain say when God asked him about his murdered brother?
(Genesis 4:9)
("Am I my brother's keeper?") Fifty points



Minor Mania (Part One)

The students will continue to learn the order of the books of the Old Testament. Today's lesson focuses on the first six books of the minor prophets, Hosea through Micah.

Materials

For the teacher:

- 6 index cards, 4" x 6"
- glue

Reproducible Pages

- Page F, 1 copy for the teacher

Preparation

1. Cut out the words from your copy of Page F.
2. Glue each one to an index card.
3. Write "Minor Prophets" on the opposite sides of the index cards.
4. Have the cards from Unit I Lessons 1-4 Bible Skills available for review.

Instructions

1. Sit with the students in a circle.
2. Show the six Minor Prophets cards to the students, saying them in order. Have them repeat after you. Do this three times, each time with increasing speed.
3. Holding the Hosea card, say "Hosea" and pass it to the student on your right. Have him say "Hosea" and pass the card to his right. Continue this around the circle.
4. Holding the Joel card, say "Joel" and pass it in the same way around the circle. Pass the rest of the cards around the circle in the same way.
5. Take the Hosea card and pass it to the student to your right. Then, quickly take the Joel card and pass it around in the same way. Do this with each card so that all of the cards are being passed at the same time. Keep passing the cards around until all of the students have passed and said each one. This will sound confusing as each student is saying a different name, but it will be fun!

Sin Enters the World

Creation Lesson 5

6. For more fun, repeat Step Five with increasing speed each time.
7. Invite the students to stand up and say the names of the minor prophets from memory. Encourage them to help each other if they get stuck.
8. If time permits, review the cards from Unit 1 Lessons 1-4 in the same way.

Conclusion

Ask the students if they know which of these prophets was swallowed by a huge fish? (Jonah) Do the students know which of these books has only three chapters? (Joel) Do they know which one has only one chapter? (Obadiah)

Close with a prayer for the students to be great students of the Bible.

Teacher Tips

- Cover index cards with clear contact paper or laminate for greater durability.

B
-
B
F
E
S
-
K
S
-
S
S



Adam and Eve Word Search

W	E	A	S	H	A	M	E	D	R
T	I	N	T	R	U	D	E	R	Y
U	I	O	A	D	A	M	P	A	S
E	V	E	D	F	G	H	J	O	K
L	A	S	D	F	G	H	B	J	K
L	K	N	O	W	L	E	D	G	E
D	Z	X	C	V	Y	B	N	M	M
Q	O	W	D	E	R	T	Y	U	I
I	O	O	P	A	C	D	S	F	G
D	G	N	G	A	R	D	E	N	E
Z	X	C	E	A	A	N	R	V	E
T	T	Q	N	W	F	T	P	T	R
I	A	S	E	D	T	F	E	G	T
U	D	L	S	J	Y	K	N	Y	U
R	E	D	I	H	R	L	T	P	B
F	Z	X	S	C	I	V	B	N	L
Z	X	C	V	V	B	N	M	M	A
Q	L	I	E	W	E	S	I	N	M
A	S	D	F	G	H	J	K	L	E
D	O	U	B	T	F	G	H	J	K

- ADAM
- FRUIT
- DOUBT
- EVE
- GOOD
- CRAFTY
- GARDEN
- EVIL
- GOD
- INTRUDER
- SERPENT
- TREE
- ASHAMED
- OBEY
- LIE
- KNOWLEDGE
- HIDE
- SIN
- GENESIS
- BLAME

Core/Bible Story
1 copy for the teacher



1



2



3



3rd and 4th Grades

Core/Bible Story
1 copy for the teacher



4



5



6

Core/Craft

1 copy for each student

Vitamin P

Children, obey your parents in the Lord, for this is right.
Ephesians 6:1

...pray continually...
1 Thessalonians. 5:17

Do everything without complaining or arguing...
Philippians 2:14

But I tell you: Love your enemies and pray for those who persecute you... *Matthew 5:44*

Whatever you do, work at it with all your heart, as working for the Lord, not for men... *Colossians 3:23*

...do not worry about your life...
Matthew 6:25

Be joyful always...
1 Thessalonians 5:16

Supplement/Preclass

1 copy for each student

Directions: Draw a line from the question to the correct answer.

Get Your Facts Straight

- | | |
|---|---|
| 1. How did the Adam and Eve feel after eating the fruit? (3:7-10) | Cursed it |
| 2. What did the snake do to Eve? (3:1-3) | Eve |
| 3. What did God say when he was looking for Adam? (3:9) | Garments of skin |
| 4. Eve blamed the serpent for her sin, who did Adam blame? (3:11-14) | "Where are you?" |
| 5. What did God do to the serpent? (3:1) | Ashamed |
| 6. What was Eve's punishment for eating the fruit? (3:16) | Cain and Abel |
| 7. What was Adam's punishment for his sin? (3:18) | Painful toil/hard work |
| 8. What did God use to make clothes for Adam and Eve ? (3:21) | Pain in childbirth |
| 9. How did God punish Adam and Eve together? (3:24) | Lied/deceived |
| 10. What were the names of Adam and Eve's two sons? (4:1-2) | Banished from the Garden of Eden/sent them away |
| 11. Why was Cain angry at God? (4:6) | Accepted |
| 12. Fill in the blank: "If you do what is right, will you not be _____ ?" (4:3-6) | God did not accept his offering. |
| 13. What did Abel offer to God as a sacrifice? (4:4) | Firstborn of his flock |
| 14. What did Cain offer to God as a sacrifice? (4:3) | Fruits of the soil |

Minor Mania

(Part One)

Hosea

Joel

Amos

Obadiah

Jonah

Micah