

Josiah

Lesson Objectives

- The children will learn the story of Josiah.
- The children will tell one way Josiah led the people to obey God's word.
- The children will say one way they can lead others to follow God's word.

Lesson Text

2 Chronicles 34-35

Scripture Memory Verse

I have chosen the way of truth;
I have set my heart on your laws.
Psalm 119:30

Lesson Plan

Greeting and Registration

Preclass Activity: Story Banner

Welcome and Singing

Centers:

Bible Story: Lost and Found

Craft: A Gift from God

Scripture Memory: Set in Your Ways

NOTE: Allow time for a snack.

God's Young Heroes Lesson 6

**I have
chosen
the way
of truth,**

**I have
set my
heart on
your laws.**

Psalm 119:30

pre
class

A
C
T
I
V
I
T
Y

Josiah

Story Banner

The children will preview this week's lesson as they make a banner for today's Bible Story.

Materials

For each child:

- crayons and markers

For the teacher:

- banner paper, 4' for each small group of children
- scissors
- black marker

Preparation

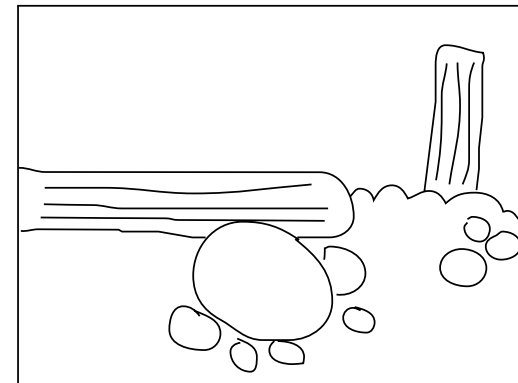

On each piece of banner paper, draw simple outlines of large stones in piles and fallen temple pillars. See the examples on this page.

Instructions

1. Greet the children as they arrive. Tell them that they are going to learn about Josiah, who became king when he was eight years old!
2. Show the children the banners that you prepared. Divide the children into small groups and assign each one to a banner. Tell the children that these are scenes of the temple that had been destroyed. Distribute the crayons and markers and have the children color the banners. They will use these scenes later in their Bible Story.
3. Circulate among the children to offer help and encouragement. Have all the children write their names on the banners they worked on.
4. Collect the banners and give them to the Bible Story teacher.

Teacher Tips

- Ask a disciple with artistic ability to help you sketch the picture outlines on the banners.
- Bring in pictures of the temple and temple ruins from Bible Story books.



B

Josiah

S

Lost and Found

The children will participate in the story of Josiah's discovery of the Book of the Law.

I

Materials

For the teacher:

- Story Banners from Preclass
- drop cloth or sheet
- antique-looking book
- small amount of flour
- large writing surface

T

B

Preparation

1. Hang the children's Story Banners (from Preclass) as a backdrop to this Bible Story.
2. Sprinkle a small amount of flour on the antique-looking book to give the appearance of dust.
3. Place the book under the drop cloth in a corner of your story area.
4. Practice presenting this story with great energy and enthusiasm.

O

L

Introducing the Bible Story

Open your Bible to 2 Chronicles 34. Tell the children that today's Bible Story comes from the Old Testament book of 2 Chronicles chapters 34 and 35. To prepare them for today's story, ask the following questions:

- How old should a person be to become the president?
- How old do you think a person should be to become a king?
- Do you think that an 8-year-old could be a king?
- How old are you?

E

Explain that in today's story, a boy named Josiah was eight years old when he became the king of Judah.

Y

Presenting the Bible Story

On the large writing surface write the number "8." *The Bible says that Josiah was eight years old when he became king of Judah. His father was King Amon and he was killed so the people made Josiah king in his place. Josiah's father did not love God or serve God. Instead Josiah's father worshiped false gods and did things that made the Lord God very angry.*

On the large writing surface write "+ 8" next to the first "8." *How old was Josiah eight years after he became the king? (16) Write "=16" on the large writing surface. When Josiah was sixteen years old, he began to seek God. He wanted to learn about the God of his forefather David. As he learned, he made changes in the land. He destroyed many of the false gods that his father had worshiped. He tore down the statues and altars that were built for the false gods that the people had worshiped when his father was king.*

On the large writing surface write "+10" next to the 16. *How old was Josiah ten years later? (26) Write "=26." When Josiah was a young man of only 26, he had made many changes for God. His next project was to repair the temple of the Lord. His father and the kings before him had left it in ruins and broken down. Show the children the banners that they made in Preclass. Do you see what a terrible mess the temple was in? It needed to be rebuilt and repaired. Josiah chose good men and gave them money that had been brought into the temple by the Israelite tribes to repair the temple and they began the work.*

Point to the drop cloth. Ask the children if they have ever seen a house being repaired with cloths covering the surfaces and dust everywhere. Tell the children that the temple might have looked something like these scenes, with sheets and dust all around.

One of the men in charge of repairing the temple was called Hilkiyah. He was the priest. One day, as he was bringing some money into the Lord's temple, he found something. Walk over and slowly lift the drop cloth to uncover the book. Hilkiyah found a book. Take out the book with great surprise. Blow the "dust" off the top. This was not just any book! It was the Book of the Law of the Lord given to Moses!

Hilkiyah knew that he had found something very important. He quickly had the book taken to King Josiah and Shaphan, the king's secretary, read it to him. When King Josiah heard the words, he tore his robes! That means that he was very upset. He knew that he and all the people had not been obeying God's laws for a long, long time! Josiah realized that God was very angry with the people. Josiah got advice and then called all the people together. He had the Book of the Law read to all the people. Then he made everyone promise to live by God's law.



Josiah

Not only did Josiah do all this, he continued to lead the people in following God's words. He removed the horrible idols from the Israelites and he had all who were present in Israel serve the Lord their God. He continued to restore the temple and teach the people God's laws. He led the people in worshiping God in ways that had not been done for many years! Josiah was a king that the people loved very much. When he died, the people were very sad for a long time because he had been a good king who loved God with all his heart.

Ask the children what they think would happen if nobody had a Bible. (Take responses.) Explain that in Josiah's day, there was only one Bible and it had been lost—for years! The people did not obey God and they did not know his laws. Josiah knew how important it was to follow God's laws. That is why he spent his whole life leading the people to obey God's words.


Share and Tell

Ask the children if they can think of someone who does not know about the Bible. Encourage them to share this amazing story of Josiah with that person. Help the children to see that they can be like Josiah and lead people to God's word even at their age. Close with a prayer for the children to see ways that they can lead others to know the Bible.

Teacher Tips

- Go to your local library or antique bookstore to borrow a book to use for this activity.
- You could also use a large antique-looking scroll to represent the Book of the Law.
- Depending on your facility, think of additional props or costumes that you can use to help tell this story.

8+8=16+10=26



C



R



A



F



T



Josiah

A Gift from God

The children will make a craft to remind them that the Bible is a gift from God.

Materials

For each child:

- 1 piece of ribbon, 1" x 8"
- crayons or markers
- glue stick
- stickers (optional)

For the teacher:

- scissors
- invisible tape

Reproducible Pages:

- Page A, 1 copy for each child

Preparation

1. Cut out the Bibles and inserts from the copies of Reproducible Page A.
2. Make a sample of this craft to show the children.

Instructions

1. Introduce today's activity: *In our lesson this week, we are learning about a young boy named Josiah who became the king of Judah when he was eight years old! Josiah's father did not love or serve God. Josiah did not grow up learning the Bible the way that you can today. When Josiah was a teenager, he started to seek God. He wanted to know how to please God, but he did not have the Bible. When he was twenty-six, Josiah sent men to repair God's temple. And while they were repairing the temple, the priest found the Book of the Law—the Bible of Josiah's day! Josiah believed that the Bible was a very special gift from God and he wanted all the people in his kingdom to follow it with all of their hearts.*
2. Show the children the sample craft you made. Open it up to read this week's Scripture Memory Verse inside.


3. Distribute the Bibles and inserts that you prepared, crayons and glue sticks. Have the children color and decorate their Bibles and fold them to make a "book." See Figure A. Have the children glue the insert inside their Bibles. See Figure B.
4. Distribute the ribbons and circulate among the children to help tape them to the top insides of their Bibles, as shown in Figure C.
5. Make sure the children write their names on their Bibles.

Conclusion

Ask the children how it makes them feel to know that God has given them the Bible so they can get to know him. Share from your own life what it means to you. Close with a prayer thanking God for his gift of the Bible.

Teacher Tips

- Think of additional decorative materials such as gold trim or glitter for the cover of this craft.



Josiah

C
•
R
•
A
•
F
•
T
•
•

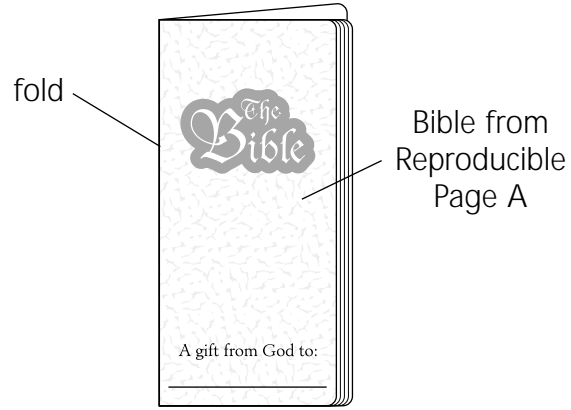


Figure A

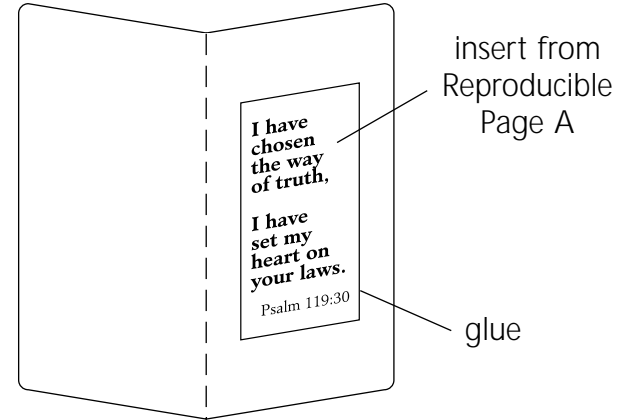


Figure B

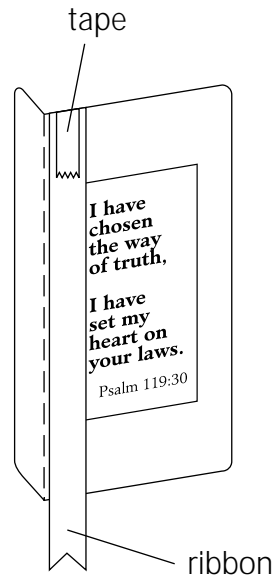


Figure C



SCR
IPT
URE
MEM
ORY

Josiah

Set in Your Ways

The children will learn and memorize today's Scripture Memory Verse as they do this activity.

Scripture Memory Verse

I have chosen the way of truth;
I have set my heart on your laws.
Psalm 119:30

Materials

For the teacher:

- 7 index cards, 5" x 7"
- black marker
- 1 heart-shaped object

Preparation

1. On each of the index cards, print one of the following phrases:
I have / chosen / the way of truth; / I have / set my heart / on
your laws. / Psalm 119:30 (Be careful to follow capitalization
and punctuation as it is written here.)
2. Practice leading this activity.

Instructions

1. Introduce today's activity: *Today we are learning about Josiah, who became king when he was eight years old—almost your age! After he was grown, he learned about God's word given to Moses. It had been lost for many years. Josiah was very sad that the people did not have God's word to follow. After the Book of the Law was found, Josiah was determined to lead the people in following the Lord and keeping his commands. Our Scripture Memory Verse describes Josiah's attitude about God's word.*
2. Show the children the Scripture Memory Verse on the back of this Lesson Card. Say it to the children three times as they listen. Point to each word as you say it. Ask the children to say the verse with you three more times, as you point to each word. Ask each child to stand and say the verse together with you to the rest of the group.

3. Explain that the "way of truth" in this verse refers to God's word, the Bible. Explain that God's words are also called "laws" in the Bible. Help the children to see that this verse describes someone who has made up his mind to follow God's word.
4. Show the children the index cards that you prepared. Place the cards in front of the children in order. Have the children say the verse together with you. Remove the first card, and have the children say the verse together with you, saying the first words from memory. Remove the second card and repeat. Do this again, each time removing the next card until all have been removed and the children say the entire verse from memory.
5. Collect the cards and shuffle them. Pass them out and have the children place them in the correct order. Do this two more times.
6. Put away the cards. Have the children sit in a circle. Take out the heart-shaped object. Have the children pass it around in the circle saying each word of the verse as they go. The child who is holding the heart and says "Psalm 119:30" may then have the opportunity to say the verse alone from memory or with a partner. Do this for as long as time permits.

Conclusion

Ask the children how it makes them feel when they make up their minds to do something good for someone else. Ask them how they think it makes God feel when they make up their minds to obey him. Close with a prayer thanking God for the gift of the Bible.

Teacher Tips

- For larger groups, pass two hearts around the circle so that twice as many children can say the verse from memory.



Josiah

SCR
IPT
URE
MEM
ORY

I have chosen the way of truth;
I have set my heart on your laws.
Psalm 119:30



Lesson Objectives

- The children will tell the story of Josiah.
- The children will tell one way Josiah led the people to obey God's word.
- The children will say one way they can lead others to follow God's word.

Lesson Text

2 Chronicles 34-35

Scripture Memory Verse

I have chosen the way of truth;
I have set my heart on your laws.

Psalm 119:30

Lesson Plan

Greeting and Registration

Preclass Activity: A Boy Who Would Be King

Welcome and Singing

Centers:

Life Application: Leader of the Pack

Game: Follow the Leader

Bible Skills: The Longest Chapter

NOTE: Allow time for a snack.



pre
class

**A
C
T
I
V
I
T
Y**

A Boy Who Would Be King

The children will review this week's Bible Story as they do two activities.

Materials

For each child:

- pencil
- crayons or markers
- stickers, glitter, other decorative items
- construction paper, 9" x 12"

For the teacher:

- stapler
- scissors

Reproducible Pages:

- Page B, 1 copy for each child

Preparation

1. For each child (and yourself), cut the construction paper in half lengthwise.
2. Complete the activity on your copy of Reproducible Page B.

3. Make a sample crown by stapling the ends of the two strips of construction paper together and decorating.

Instructions

1. Greet the children as they arrive. Remind them that they are learning about Josiah, the boy who was king. Tell them that they will do a worksheet and make a crown.
2. Have the children work with a partner or small group of three. Distribute the copies of Reproducible Page B and pencils. Make sure to pair children who did not hear this week's Bible Story with those who did. Circulate among the children to check their answers with your Answer Key.

3. When the children finish, have them make and decorate a simple crown. Be sure they put their names on both their worksheets and their crowns. For children who finish early, have them make extra crowns for children who arrive late.

Answer Key

8; 16; 26; 34-35; 119

Teacher Tips

- If possible, obtain crowns from a local fast-food restaurant and have the children turn them inside and out and decorate them.

LIFE
APPLI
CATION**Leader of the Pack**

The children will review this week's Bible Story as they think of one way that they can lead others to follow God's word.

Materials

For each child:

- pencil

For the teacher:

- large writing surface

Reproducible Pages:

- Page C, 1 copy for each child

Preparation

1. Complete the activity on your copy of Reproducible Page C and be prepared to share with the children your ideas.
2. On the large writing surface, write: church; Bible Talk; Bible Class; family devotional.
3. Read 2 Chronicles 34-35 to review this week's Bible Story.

Reviewing the Bible Story

Open your Bible to 2 Chronicles 34-35. *In your Bible Story this week, you learned about King Josiah. Josiah became king when he was eight years old! Josiah's father did not love or obey God. Josiah had to learn about God himself. When he was sixteen, he began to learn more about his forefather David. He started to remove and destroy the altars and statues that had been built to false gods in the land.*

When Josiah was twenty-six, he began to have the temple of the Lord repaired. He chose godly men to do the work. While the temple was being repaired, the priest found the Book of the Law. When Josiah heard the words, he was very upset. He knew that he and the people had not been following God's laws. Josiah knew that God was not happy with the people. Josiah had the people come and hear the words of God. He called all the people to make a promise to serve and obey the Lord their God. For all of his life, Josiah devoted himself to leading the people to know and serve God.

Life Application

Explain that Josiah did not grow up learning about the Lord God. Tell the children that they probably know more about the Lord and the Bible than Josiah knew when he became king! Help the children to appreciate Josiah's desire to learn about God from his forefather (i.e., great, great, great grandfather) David. Tell the children that in today's activity, they will think of people that they can help to lead to God's word the way Josiah did.

Distribute the copies of Reproducible Page C and pencils. Have the children write their names on their pages. Tell them that this page will help them think of one way that they can be like Josiah and lead people to follow God.


- Ask the children to think of one person that they know who does not know much about the Bible or God. Help them to write the first name only of that person in the space next to the word "Who" on their pages.
- Ask the children to think of one place that they can bring that person to hear the words of the Bible. Read the ideas from the large writing surface to them and write any additional ideas. Help them write one of these on their pages next to the word "Where."
- Ask the children to think of a day and time when they can bring that person to the place they just wrote down on their pages. Help the children to write the day and time next to the word "When" on their pages.

Conclusion

Encourage the children that they just did what Josiah had done: they thought of a way to help people hear God's words from the Bible. Close with a prayer, encouraging each child to pray for the person they wrote on their pages to come with them at the time and place they have written so that they can learn about God.

Teacher Tips

- Make a special effort to speak to the parents about today's activity to help them follow through with their ideas.
- Role play some of these, helping the children to think of ways to give their invitations.



Follow the Leader

The children will think of ways that Josiah led the people to follow God's word and ways that they can, too.

Materials

For each child:

- crown from Preclass

For the teacher:

- scissors
- small container

Reproducible Pages:

- Page D, 1 copy for the teacher

Preparation

1. Cut out the idea strips from your copy of Reproducible Page D.
2. Fold them up and place them in the small container.

IMPORTANT: For sanitary reasons, the children should NOT share anything worn on their heads. Make sure each child has his crown with his name on it.

Instructions

1. Introduce today's activity: *This week, you are learning about a young boy named Josiah who became the king of Judah when he was eight years old! When Josiah was a boy, he wanted to learn about God. He wanted to follow God's word. Josiah devoted his life to helping the people to follow God's word. The people loved Josiah and they followed him. Josiah believed that the Bible was from God. Today, you will each take a turn to be King Josiah and help the people to follow God's word, too.*
2. Show the children the container with the papers you prepared. Tell them that they will each take a turn picking one of the papers and leading the group to do or say what is written on it.

3. Line up the children behind you. Take one piece of paper out of the small container and read it to the group. Then lead the children in the way described on the paper. When you are finished, choose the next child in line to be the leader. Place his crown on his head and let him choose a piece of paper. Help the child read what is written on his paper. Then help him to lead the group in the action described on the paper.
4. Continue until all the children have had a chance to be the leader.

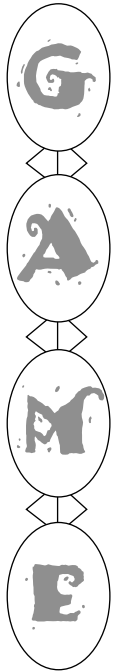
Conclusion

Ask the children what they liked most about being the leader. Ask the children if they think they would like to grow up to be a leader for God when they are older. Encourage them for their participation. Close with a prayer thanking God for Josiah and all the godly leaders God gives us today.

Teacher Tips

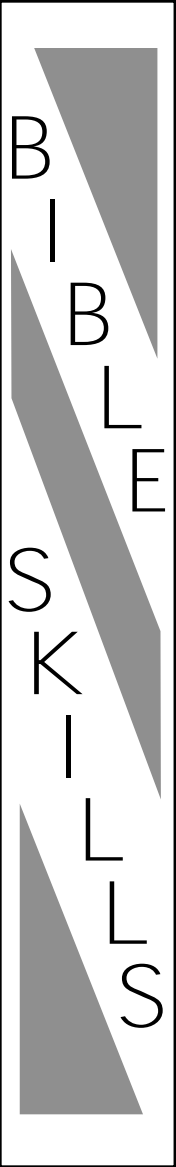
- For quick reference, the idea strips from Reproducible Page D have been reprinted on the back of this Lesson Card.
- Do not force a reluctant child to be the leader, and do not let other children make fun of them.





<p>1. Josiah wanted to learn about God.</p> <p>ACTION: Pretend to drive to church and go to Bible class. Say, "I'm here to learn about God today!"</p>	<p>5. Josiah told the people to listen to God's word.</p> <p>ACTION: Lead the group in a listening exercise. When you open your Bible, they must stop talking and be completely quiet. Close your Bible. Repeat this three times.</p>
<p>2. Josiah removed and destroyed the things that were built to false gods.</p> <p>ACTION: Pretend to look around your room for things that would not make God happy and throw them away, such as: music, magazines or books with bad words.</p>	<p>6. Josiah told the people to make a promise to God.</p> <p>ACTION: Lead the people in saying the following: "I promise to love God and serve him with all my heart."</p>
<p>3. Josiah chose godly men to repair God's temple.</p> <p>ACTION: Have everyone say the names of two friends (or adults) who love God and will help them to obey God.</p>	<p>7. Josiah led the people to worship God.</p> <p>ACTION: Lead the children in singing your favorite song. (This will need teacher assistance.)</p>
<p>4. Josiah listened to the words of God when they were read.</p> <p>ACTION: Whisper the words "I will listen to God's word" in one child's ear and have the children pass it on all the way to the end of the line.</p>	<p>8. Josiah led the people to worship God.</p> <p>ACTION: Lead the children in a short prayer to God. You say the words and the children repeat. (This will need teacher assistance.)</p>





The Longest Chapter

The children will find verses in Psalm 119 that describe Josiah's heart for God's word.

Materials

For each child:

- pencil

For the teacher:

- stamp (with a star, musical note, smiley face, etc.)
- inkpad

Reproducible Pages:

- Page E, 1 copy for each child

Preparation

Complete the activity on your copy of Reproducible Page E.

Instructions

1. Introduce today's activity: *In your Bible Story this week, you are learning about King Josiah. Josiah became the king of Judah when he was eight years old. When Josiah was sixteen, he started to seek God because he wanted to know about the God of his forefathers, like David. When Josiah was twenty-six, the Book of the Law was discovered in the temple. It had been lost for many years. Josiah was so eager to learn God's word and follow it. He wanted to lead the people to obey God. Psalm 119 is a psalm that describes the way we should all feel about God's word—the Bible.*
2. Have the children work with a partner. Distribute the copies of Reproducible Page E and pencils. Have the children write their names on their pages. Tell the children that they are going to look up different verses in Psalm 119 and learn what they say about God's word.
3. Help the children to open their Bibles to the Old Testament book of Psalms. Point to the word Psalm on the back of this Lesson Card. As each child finds it, stamp his page next to the word "Psalm."
4. Have the children find chapter 119 and verse 1 and put their finger on it. *Now find the word "law."* Point to the word law on the back of this card. *The Bible teaches us that following God's*

laws makes us happy. (Explain that the word "blessed" in the Bible means happy.) Stamp each child's page next to "Psalm 119:1."

5. Have the children find verse 11 and put their finger on it. *Now find the word "heart."* Point to the word heart on the back of this card. *The Bible teaches that if we hide God's word in our hearts, it will help stop us from sinning—doing the things that don't make God happy.* Stamp each child's page next to "Psalm 119:11."
6. Have the children find verse 24 and put their finger on it. *Now find the word "delight."* Point to the word delight on the back of this card. *The Bible teaches that God's word is delightful. It can make us happy and teach us what to do.* Stamp each child's page next to "Psalm 119:24."
7. Have the children find verse 98 and put their finger on it. *Now find the word "wiser."* Point to the word wiser on the back of this card. *The Bible teaches that knowing God's words will make us wiser than our enemies. We do not have to be afraid of the people who do not believe in God because God will show us the right ways to live.* Stamp each child's page next to "Psalm 119:98."
8. Have the children find verse 176 and put their finger on it. Tell the children that Psalm 119 is the longest chapter in the Bible. It is full of great ideas for ways that we can follow God's word. Stamp each child's page next to "Psalm 119:176."

Conclusion

Encourage the children for their work. Suggest that at home this week, or for a devotional, they write a list of all the things they love and learn from the Bible. They can call it "The Psalm of ____" and write their name in. Encourage them to bring in their psalms to share with the class the next time. Close with a prayer thanking God for the Bible.

Teacher Tips

- Stamps and stamping are very popular. If you do not have a stamp and ink pad, borrow one from someone who does.
- For more child involvement, let them stamp their own pages or place stickers in the spaces provided.






Psalm
*
law
*
heart
*
delight
*
wiser



Core/Craft
1 copy for each child

R
E
P
R
O
D
U
C
I
B
L
E

PAGE
A



Bible

**I have
chosen
the way
of truth,**

**I have
set my
heart on
your laws.**

Psalm 119:30

insert



This page intentionally left blank



Supplement/Preclass

1 copy for each child

A Boy Who Would Be King

Name _____

Instructions: Choose one of the numbers in the box on this page to fill in the answers.

Josiah was _____ years old when he became king.

8 years after Josiah became king, he was _____. This is when he began to seek God.

10 years later, Josiah decided to repair the temple. He was _____ years old.

This story of Josiah is in 2 Chronicles _____.

This week's Scripture Memory Verse comes from Psalm _____ :30.

119	8	34-35	16	26
------------	----------	--------------	-----------	-----------

Just for You

- How old are you? _____
- How old do you think you will be when you become a disciple of Jesus? _____
- How old do you think you will be when you lead other people to follow God's word?

Did you know?

No matter how old (or young) you are, you can begin living like Josiah. You can obey God's words right now. You can begin to live like a disciple of Jesus!

R
E
P
R
O
D
U
C
I
B
L
E

PAGE
B



Supplement/Life Application
1 copy for each child

Leader of the Pack Leader of the Pack **Leader of the Pack** Leader of the Pack Leader of the Pack L

Name _____

Who?

Where?

When?

Leader of the Pack Leader of the Pack Leader of the Pack Leader of the Pack Leader of the Pack

Leader of the Pack Leader of the Pack Leader of the Pack Leader of the Pack Leader of the Pack

the Pack Leader of the Pack Leader of the Pack Leader of the Pack Leader of the Pack Leader of the Pack

R
E
P
R
O
D
U
C
I
B
L
E
P
A
G
E
C

PAGE

C



Supplement/Game

1 copy for the teacher

R
E
P
R
O
D
U
C
I
B
L
E
P
A
G
E
D

<p>1. Josiah wanted to learn about God. ACTION: Pretend to drive to church and go to Bible class. Say, "I'm here to learn about God today!"</p>	<p>5. Josiah told the people to listen to God's word. ACTION: Lead the group in a listening exercise. When you open your Bible, they must stop talking and be completely quiet. Close your Bible. Repeat this three times.</p>
<p>2. Josiah removed and destroyed the things that were built to false gods. ACTION: Pretend to look around your room for things that would not make God happy and throw them away, such as: music, magazines or books with bad words.</p>	<p>6. Josiah told the people to make a promise to God. ACTION: Lead the people in saying the following: "I promise to love God and serve him with all my heart."</p>
<p>3. Josiah chose godly men to repair God's temple. ACTION: Have everyone say the names of two friends (or adults) who love God and will help them to obey God.</p>	<p>7. Josiah led the people to worship God. ACTION: Lead the children in singing your favorite song. (This will need teacher assistance.)</p>
<p>4. Josiah listened to the words of God when they were read. ACTION: Whisper the words "I will listen to God's word" in one child's ear and have the children pass it on all the way to the end of the line.</p>	<p>8. Josiah led the people to worship God. ACTION: Lead the children in a short prayer to God. You say the words and the children repeat. (This will need teacher assistance.)</p>



