

Achan's Sin

Joshua
Lesson 3

Lesson Objectives

- The children will tell the story of Achan's sin.
- The children will compare God's response to sin and to righteousness.
- The children will say how they think God feels about their obedience.

Lesson Text

Joshua 7-8

Scripture Memory Verse

The LORD hates how sinners live.
But he loves those who run after
what is right.

Proverbs 15:9

(New International Reader's Version)

Lesson Plan

Greeting and Registration

Preclass Activity: Color by Number

Welcome and Singing

Centers:

Bible Story: Mistaken Achan

Craft: Get the Picture?

Scripture Memory: Making Memories

NOTE: Allow time for a snack.



Achan's Sin

Color by Number

The child will preview today's lesson as they color a scene from today's lesson.

Materials

For each child:

- blue crayon
- red crayon
- silver crayon
- gold or yellow crayon

Reproducible Pages:

- Page A, 1 copy for each child

Preparation


Complete the activity on your copy of Reproducible Page A.

Instructions

1. Greet the children as they arrive. Explain that in today's lesson they will learn how God feels about lying and hiding the truth.
2. Show the children a copy of Reproducible Page A. Point out the different numbers on the picture. Explain that each number represents a different color as shown on the key. Tell the children that the hidden picture comes from an important part of today's lesson.
3. Distribute the copies of Reproducible Page A and crayons. Have the children work with a partner or group of three. If necessary, each pair can share a set of crayons.
4. As the children finish, ask them what they see in the picture. Explain that the robe, gold and coins are items that a man named Achan hid in his tent and then he lied about it.
5. Circulate among the children to offer help and encouragement. Make sure they write their names on their pages.

Teacher Tips

- Use gray or pale blue crayons if you do not have silver.



B Achan's Sin

S

Mistaken Achan

The children will participate in today's story of Achan's sin as they consider how God feels about sin and disobedience.

Materials

For the teacher:

- a small object (game piece, coin, miniature toy, etc.)
- cardboard tube or plastic ruler

Preparation

Practice presenting this Bible Story with emphasis and feeling.

Introducing the Bible Story

Open your Bible to Joshua 7 and 8. *In our last lesson, we learned that God blessed Joshua and the Israelite army with a great victory over the city of Jericho. The Israelites obeyed God's plan and God powerfully made the city walls fall down. The people of the new land could see that the God of Israel was a mighty God. But after Jericho, something very bad happened. Someone did not obey God and because of it there was a lot of trouble for God's people.*

Tell the children that you are going to show them an example of what happened to Israel. Tell them to close their eyes. As their eyes are closed, tell the children that someone is going to be hiding something during this story. Place the small object in your pocket. The children will not know you are hiding the object until the end. Have the children open their eyes as you tell the story.

Presenting the Bible Story

God gave Joshua and Israel a great victory over Jericho, and they were very happy. God told them to destroy the city of Jericho and put all the riches in his house. Many of these treasures were called "devoted things." Listen to what Joshua told the men before they went into the city:

"But keep away from the devoted things, so that you will not bring about your own destruction by taking any of them. Otherwise you will make the camp of Israel liable to destruction and bring trouble on it. All the silver and gold and the articles of bronze and iron are sacred to the LORD and must go into his treasury." (Joshua 6:18-19)

God warned his people not to take any devoted things. These were the riches that were to be given to God. A man who stole any of the devoted things would bring destruction and trouble for Israel.

After Jericho, Joshua sent some men to spy out the land of Ai before they went to conquer it. The men returned saying that it was a small place with a few men. They told Joshua not to send the entire army, because they would not need all the soldiers. But when they got to Ai something terrible happened. The Israelites lost the battle! Thirty-six men were killed and they retreated! Joshua was very upset. He asked God why they lost. Listen to what God said to Joshua:

"Israel has sinned; they have violated my covenant, which I commanded them to keep. They have taken some of the devoted things; they have stolen, they have lied, they have put them with their own possessions. That is why the Israelites cannot stand against their enemies; they turn their backs and run because they have been made liable to destruction. I will not be with you anymore unless you destroy whatever among you is devoted to destruction." (Joshua 7:11-12)

God told Joshua that Israel had stolen and lied. And because of this, they lost the battle and people died. The next day, Joshua called the people together. He called them family by family, and God showed him the man who had sinned. His name was Achan. He admitted that he had stolen some of the riches from Jericho—a robe, gold and silver—and hidden them in his tent. Achan had stolen and lied about it. Joshua destroyed the stolen things and Achan and his family were put to death. The Israelites saw that God is very serious about sin.

The next time Israel went to battle, God was with them and they had a victory. He gave them many victories after that because the people obeyed him.



Achan's Sin

Playing God's Way

Tell the children to imagine that they are the best soccer team in the city. They are famous and everyone is afraid to play against them. Tell them that this is how Joshua and the Israelites felt after they won the battle of Jericho.

Ask the following questions in a team-interview style. Hold out the cardboard tube as a pretend microphone.

- *How does it feel to be the best team?* (Take responses.)
- *If you could beat the best team in the city, do you think you can beat a smaller team?*
- *How would you feel if you lost to a smaller team?* (Take responses.)
- *How would you feel if the reason you lost was that a player from your team was hiding something he had stolen from the other team?* (Take responses.)
- *Is anyone hiding something right now?* Wait for a few seconds and then reveal the object you are hiding. Explain that God helped Joshua to find Achan so that they could deal with the sin and be victorious again.

Share and Tell

Tell the children that God loves us very much and wants us to be very happy. Explain that when we steal and lie, we are doing things that will hurt those around us as well as ourselves. Encourage the children to remember the story of Achan the next time they think about lying or taking something that doesn't belong to them. Close with a prayer that God will help them to always tell the truth and love to do what makes God happy.

Teacher Tips

- Know your class. Children this age are sensitive. If necessary, use an adult assistant to hide the object.

C
●
R
●
A
●
F
●
T
●
●
●

Achan's Sin

Get the Picture?

The children will make a craft that tells this week's Bible Story about Achan's sin.

Materials

For each child:

- scissors
- glue stick
- markers

For the teacher:

- scissors

Reproducible Pages:

- Pages B, 1 copy for each child
- Pages C, 1 copy for each child

Preparation

1. Cut out the puzzle pictures from the copies of Reproducible Pages B and C for the children.
2. Make a sample to show the children.

Instructions

1. Introduce today's activity: *In your Bible Story this week, you are learning what happened to the Israelite army when one man disobeyed God. After conquering Jericho, God's people were very confident that they would win their next battle against a smaller army. But something terrible happened! They lost the battle. Joshua was very upset and cried out to God. God told Joshua that the people had sinned. God told Joshua that he would not be with them and help them win if there was sin and disobedience. Joshua called all the people together. God showed Joshua that a man named Achan had stolen some riches from Jericho and hidden them in his tent. Achan was punished for his sin. Then God blessed the Israelite army again. God wants us to see that he will not bless us if we lie or hide the truth. God wants us to tell the truth and always be honest so that he can bless our lives.*

2. Show the children your sample craft. Read each picture to the children in order. Explain that the pictures tell today's Bible Story.
 - Picture #1: Israel loses the battle of Ai.
 - Picture #2: Joshua cries out to God.
 - Picture #3: Israel has sinned. Joshua must find the man.
 - Picture #4: Achan stole things and hid them. He is punished.
 - Picture #5: God leads Israel to victory again.
 - Picture #6: Our Scripture Memory Verse reminds us how God feels about doing wrong and doing right.
3. Distribute the puzzle pictures you prepared, glue sticks and crayons.
4. Have the children place their puzzle pictures #1 and #3 back-to-back, so that their pictures match, as shown in Figure A. Then help them to glue them together, as shown in Figure B. Be sure to check each child's craft before they glue.

NOTE: It is very important that the sides match.
5. Show the children where to fold along the dotted lines. The pictures fold both ways and make pictures on both sides, as shown in Figure C.
6. Help the children find all of the pictures on their puzzle pictures and practice telling the Bible Story to each other.
7. Encourage the children to color their puzzle pictures after class or at home.

Conclusion

Encourage the children for their work. Tell them that they can take this home to tell this week's Bible Story to their family. Close with a prayer for the children to make God happy by always telling the truth.

Teacher Tips

- Instead of making separate copies of Reproducible Pages B and C, you could make two-sided copies on heavy paper, and eliminate the gluing step. However, the pictures must match exactly or the puzzle will not work.



Achan's Sin

from Reproducible
Page B

from Reproducible
Page C

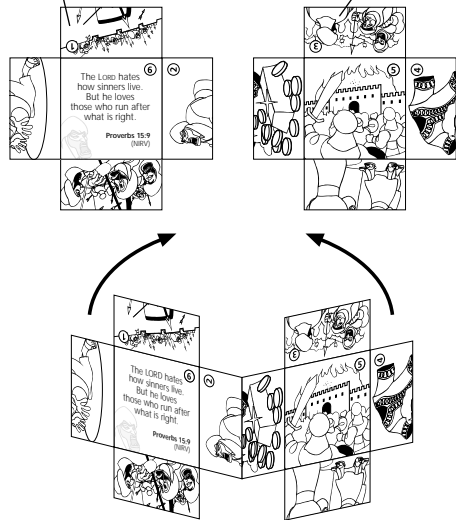


Figure A





Figure B

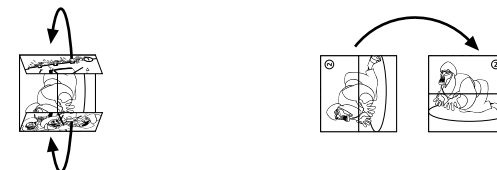
Figure C



Fold side flaps. Fold top and bottom flaps to cover.



Picture #1



Open top and bottom flaps and fold back. Turn to upright position.



Picture #2

Turn puzzle over and into upright position.



Picture #3



Fold back flaps to cover front. Turn to upright position.

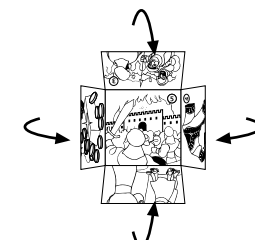


Picture #4

Turn puzzle over and into upright position.



Picture #5



Fold all flaps over picture and turn over.



Picture #6

SCR
IPT
URE
MEM
ORY

Achan's Sin

Making Memories

The children will learn and memorize today's Scripture Memory Verse as they make a miniature book to help them remember the verse.

Scripture Memory Verse

The LORD hates how sinners live.

But he loves those who run after what is right.

Proverbs 15:9 (New International Reader's Version)

Materials

For each child:

- crayons or markers
- paper clip

For the teacher:

- stapler
- scissors

Reproducible Pages:

- Page D, 1 copy for each child

Preparation

1. Memorize today's Scripture Memory Verse.
2. Cut out the miniature pages from the copies of Reproducible Page D for the children. Separate each child's set of pages with the paper clips.
3. Make a sample memory book to show the children.

Instructions

1. Introduce today's activity: *In your Bible Story this week, you are learning what happened to the Israelite army when a man named Achan sinned against God. After conquering Jericho, God's people were very confident that they would win their next battle against a smaller army. But they lost the battle! Joshua prayed and cried out to God. God told Joshua that he would not help them win if there was sin and disobedience. Joshua called all the people together until Achan was found. Achan was punished for his sin. Then God blessed the Israelite army again. God wants us to understand that he is very serious about sin. Our Scripture Memory Verse tells us exactly what God thinks about sin and doing what is right.*

2. Show the children the Scripture Memory Verse on the back of this Lesson Card. Say the verse to them three times as they follow along silently. Point to the words as you say them. Ask them to say the verse together with you three more times. Continue pointing to the words as you say them. Ask each child to say the verse together with you to the rest of the children. Let the child point to the words.
3. Ask the children: *What does God think about the way sinners live?* (He hates it.) *What does he think of people who run after doing what is right?* (He loves them.)
NOTE: Make sure that the children understand that God does not hate the people who sin, but he does hate the sinful things that they do. God loves all people.
4. Show the children the miniature memory book that you made. Say the verse to them as you turn each page. Tell the children that they will each make a book to take home.
5. Take one set of pages and mix them up. Distribute them among the children and tell them to put the words in the correct order of the verse. Help them by saying the verse slowly as the children place each word down. Repeat this two more times. The last time, have the children do it entirely on their own.
6. Distribute the sets of pages that you prepared for each child. Tell the children to check their sets to be sure the words are in the correct order. Circulate among the children to staple their miniature pages together. Tell the children to write their names on the covers of their books.

Conclusion

Ask for volunteers who would like to try to say the memory verse alone either using or not using the miniature memory verse book. Close with a prayer asking God to help them to remember this verse so that it will help them to do the right thing and please God.

Teacher Tips

- If time permits, have the children color in the words of the verse and decorate the pages with stickers.
- Ask a parent to help you with the preparation.



Achan's Sin

The LORD hates how
sinners live.

But he loves those who
run after what is right.

Proverbs 15:9 (NIRV)

SCR
IPT
URE
MEM
ORY



Lesson Objectives

- The children will tell the story of Achan's sin.
- The children will compare God's response to sin and to righteousness.
- The children will say how they think God feels about their obedience.

Lesson Text

Joshua 7-8

Scripture Memory Verse

The LORD hates how sinners live.

But he loves those who run after what is right.

Proverbs 15:9

(New International Reader's Version)

Lesson Plan

Greeting and Registration

Preclass Activity: My Father's Eyes

Welcome and Singing

Centers:

Life Application: Do You See What I See?

Game: Crazy Aces

Bible Skills: Right Thing Relay

NOTE: Allow time for a snack.



pre
class

ACTIVITY

My Father's Eyes

The children will review key ideas from this week's lesson.


Materials

For each child:

- crayons and markers
- 1 large craft stick
- 2 paper plates, 6"
- glue stick

For the teacher:

- stapler



Preparation

Make a sample stick figure to show the children.

Instructions

1. Greet the children as they arrive. Remind them that this week they are learning about Achan's sin and how God feels when we obey and disobey. Show the children your sample stick figure. Tell them they will each make one to use later in the class.
2. Distribute the plates, crayons, markers, craft sticks and glue sticks.
3. Tell the children to draw a happy face on one plate and a sad face on the other plate. Tell the children to glue the plates back to back, placing the craft stick between them. Make sure they leave out part of the stick as a handle. Reinforce the sides with staples if necessary.
4. Circulate among the children to secure their plates on the stick with a staple. Have the children write their names on the sticks. Ask the children what they remember from this week's Bible Story and have them share it to help the children who did not hear the Bible Story.
5. For children who finish early, have them make an extra stick figure for any children arriving late.
6. Collect the stick figures and give them to the Life Application teacher.

Teacher Tips

- The stick figure can be made with one paper plate, faces drawn on each side. Secure the plate with a staple or masking tape.

Do You See What I See?

The children will review this week's Bible Story as they consider how God feels about what they do every day.

Materials

For each child:

- stick figure from Preclass

For the teacher:

- scissors
- hat or small container

Reproducible Pages:

- Page E, 1 copy for the teacher

Preparation

1. Read Joshua chapters 7 and 8.
2. Cut out the fifteen squares on your copy of Reproducible Page E.
3. Practice leading this activity.

Reviewing the Bible Story

Open your Bible to Joshua 7 and 8. Ask the children what they remember from this week's lesson. *Why did Israel lose the battle of Ai?* (God did not help them because there was sin among the people.) *What did Achan steal?* (robe, silver and gold) *Where did he hide it?* (in his tent) *What happened after Joshua dealt with the sin?* (God helped Israel to have a victory again.)

Ask the children if they remember this week's Scripture Memory Verse. Say it together with them. (The Lord hates how sinners live. But he loves those who run after what is right. Proverbs 15:9) Tell the children that what we do matters to God. He does not want us to disobey and it makes him sad when we do. God wants us to obey him and it makes him happy when we do. God cares about what we do every day. In our activity, we are going to think about things that make God sad and things that make him happy.

Achan's Sin

Joshua Lesson 3

Life Application



Give the children their stick figures. Tell them that you are going to pull some papers out of a hat and read them. The children will decide if it is something that makes God happy or sad. They will hold up their stick figure showing their answer. Shuffle the pieces of paper that you prepared and pull one out. Read it and have the children hold up their sticks. Let the children take turns pulling a paper out of the hat and giving it to you to read. For each one, ask the children why it makes God happy or sad.

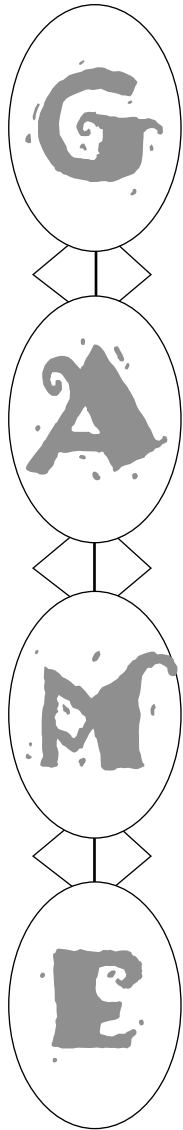
Conclusion

Ask the children: *How do you think God feels about your day today?* Have them hold up their plates. For children who hold up a sad face, tell them that God loves them and wants to help them "run after" what is right—which means they need to try their best. Ask them what they think they should do to make God happy. Offer encouragement to children who seem unsure of themselves. Close with a prayer for the children to think about ways to make God happy this week.

Teacher Tips

- If magazines with pictures are available, make pictures to display the situations you are describing in this activity.





Crazy Aces

The children will review this week's lesson as they play a fast-paced card game.

Materials

For the teacher:

- deck of playing cards
- paper and pen

Preparation

Practice playing this game.

Instructions

1. Introduce today's activity: *In your Bible Story this week, you learned what happened to the Israelite army when a man named Achan sinned against God. After conquering Jericho, God's people were very confident that they would win their next battle against a smaller army. But they lost the battle! Joshua prayed and cried out to God. God told Joshua that he would not be with them and help them win if there was sin and disobedience. Joshua called all the people together until Achan was found. Achan had stolen things and hidden them. He was punished for his sin. Then God blessed the Israelite army again. God wants us to obey so that he can be with us and help us in our lives.*
2. Divide the children into two teams. Tell the children that you will divide the cards between the two teams. The object of the game is to be the first to find and get rid of all their aces. Explain that the aces stand for "Achan" who sinned against God. God wants us to get rid of sin and disobedience in our lives. The first team to get rid of all their aces wins a point for each ace.

Achan's Sin

3. Shuffle the cards and deal them evenly between the two teams. Do not let the children look at the cards until you tell them to. At your word, have the children turn over their cards and look for aces. When they find them they should give them to you as quickly as possible. The first team to find and get rid of all their aces wins a point for each ace.
4. Collect the cards and shuffle them. Deal another hand. Have the teams repeat Step 3. Play as many rounds as time permits. At the end, total each team's points.

Alternate Activity

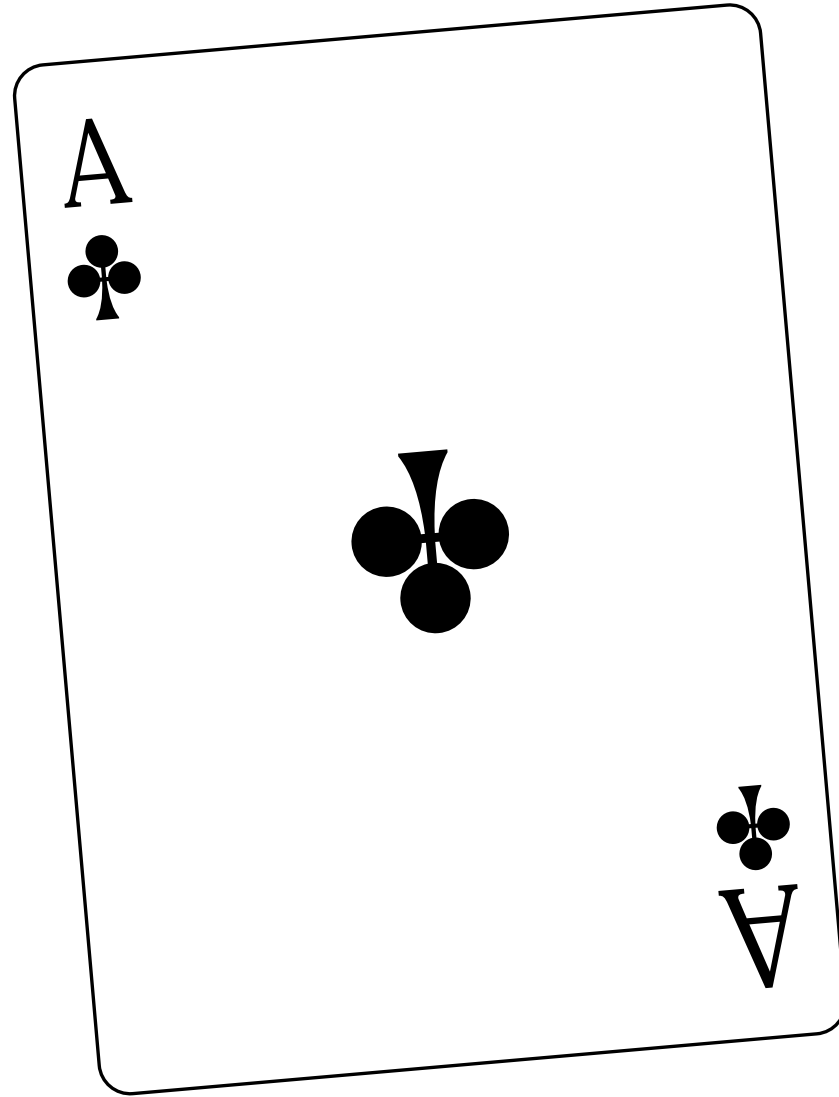
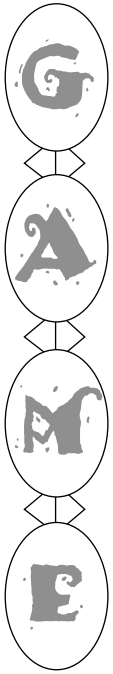
Keep time for the children to see which team finds and turns in their aces the quickest. This will reinforce the importance of dealing with disobedience quickly.

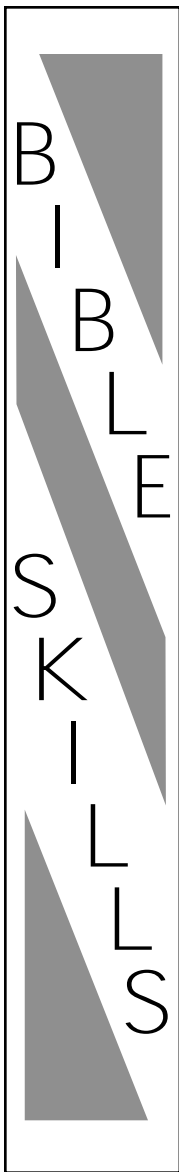
Conclusion

Tell the children that it was fun to try and get rid of the aces as fast as possible. Explain that God wants us to treat lying and stealing and any kind of disobedience the same way. If they lie or take something that does not belong to them, they should tell someone right away so that it does not get them and others into trouble. Encourage the children to teach this game to their families and play during a family devotional. Close with a prayer for the children to do their best to make God happy this week.

Teacher Tips

- For a more challenging version, add more aces from another deck of cards to this game. Tell the children the total number of aces in the deck so that they know how many they are looking for.





Right Thing Relay

The children will practice finding this week's Scripture Memory Verse in this relay.

Materials

For the teacher:

- table
- masking tape
- piece of paper
- pen
- 2 Bibles

Preparation

1. On the piece of paper, write Proverbs 15:9 neatly in large letters.
2. Place a small piece of tape on the floor, approximately four feet away from the table.
3. Place two closed Bibles on the table, one for each team.
4. Practice leading this activity.

Instructions

1. Introduce this activity: *In your Bible Story this week, you learned what happened to the Israelite army when a man named Achan sinned against God. After conquering Jericho, God's people were very confident that they would win their next battle against a smaller army. But they lost the battle! Joshua prayed and cried out to God. God told Joshua that he would not help them win if there was sin and disobedience. Joshua called all the people together until Achan was found. Achan had stolen things and hidden them. He was punished for his sin. Then God blessed the Israelite army again. God wants us to run after what is right! Our Scripture Memory Verse tells us that God loves those who run after what is right.*

Achan's Sin

Joshua Lesson 3

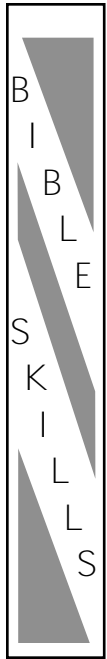
2. Have the children find a partner. Tell them to open their Bibles to the Old Testament book of Proverbs. When all the children are there, have them find chapter 15 and then verse 9. Hold up the paper you prepared with the reference. Wait until all the children have located the verse and say it together. Do it again, this time having each child find it by himself. Tell the children that in their relay they will go up the table and find Proverbs 15:9 and then close the Bible and return to their teams. The first team to have each child find the verse, return and sit down is the winner.
3. Divide the children into two teams. Have them form two lines, side by side, behind the tape.
4. Stand behind the table and place the paper with the reference between the two Bibles. Facing the children, say: *On your mark, get set, go!* Have the first child from each team walk quickly to the Bibles to find Proverbs 15:9. Once they find it, they should put their fingers on it and show you. Then they will close the Bibles and walk quickly back to their team and sit at the end so the next child can go.
5. Continue playing until both teams are finished. If time permits, reform the teams and play a second time.

Conclusion

Encourage the children for their efforts. Encourage them that they really did "run after what is right" by playing this relay. Ask the children to say one thing that they can do that will make God happy this week. Close with a prayer for the children to remember this verse all week long.

Teacher Tips

- Hint: tell the children to open to the middle of the Bible (Psalms) and then look to the left to find the book of Proverbs.
- Encourage new or insecure children who are not confident in their Bible Skills to go with a partner up to the Bible to find the verse.



The LORD hates how sinners live.
But he loves those who run after
what is right.

Proverbs 15:9 (NIRV)




Core/Preclass
1 copy for each child

Name _____

Color-by-Number
Key

- 1 = Blue
- 2 = Red
- 3 = Gold
- 4 = Silver



R
E
P
R
O
D
U
C
I
B
L
E
P
A
G
E
A



R
E
P
R
O
D
U
C
I
B
L
E

PAGE

B

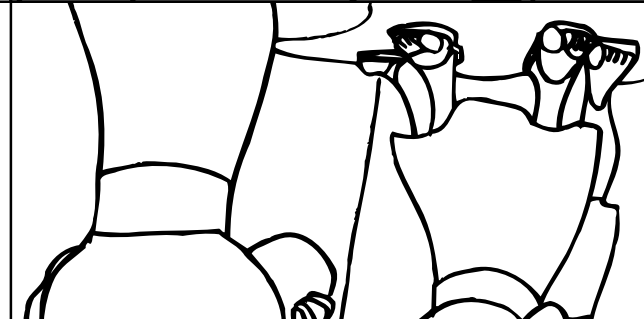
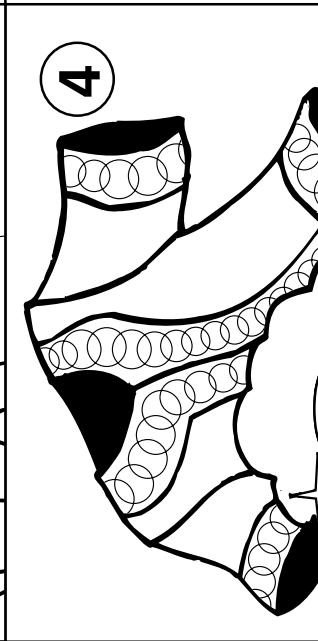

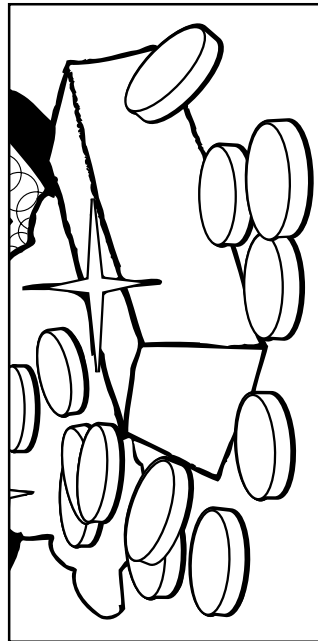
The LORD hates
how sinners live.
But he loves
those who run after
what is right.

Proverbs 15:9
(NIRV)



Core/Craft
1 copy for each child

R
E
P
R
O
D
U
C
I
B
L
E
P
A
G
E
C



Core/Scripture Memory

1 copy for each child


Joshua
Lesson 3

| | | | | | |
|------------------------------------|-------|------|-------|--------|------------------|
| _____ 's Mini Memory Book | The | Lord | hates | how | sinners |
| live. | But | he | loves | those | who |
| run | after | what | is | right. | Proverbs 15:9 |





Supplement/Life Application


1 copy for the teacher




Obeying the first time.



Praying.






Helping mommy and daddy.



Disobeying.



Bad attitudes.



Lying.



Not telling the whole truth.



Taking something that doesn't belong to you.



Teasing a younger brother or sister.



Not helping mommy and daddy.



Telling the truth.


Giving hugs to our friends.

Being friendly.

Saying, "I love you."




Putting toys away.

