

A Miraculous Catch

Lesson Objectives

- The children will identify Peter as someone who loved Jesus and obeyed him even when it was hard to obey.
- The children will list ways to obey God.
- The children will compare situations of obedience.

Lesson Text

Luke 5:1-11

Scripture Memory Verse

"Love one another. As I have loved you, so you must love one another."
John 13:34

Lesson Plan

Greeting and Registration

Preclass Activities: Happy Heart Chart

Welcome and Singing

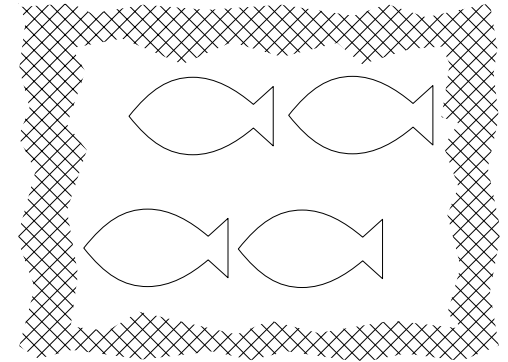
Centers:

Bible Story: Fish by the Ton

Life Application: I Love to Obey

Craft: Fish Necklace

NOTE: Be sure to allow sufficient time for a snack.



Pre
class



A Miraculous Catch

Happy Heart Chart

The children will decorate a chart and list ways they can obey God. They will be able to take their charts home and use them during the week to help them obey Jesus.

Materials

For each child:

- 1 small envelope
- crayons
- stickers
- glue stick
- 1 piece of construction paper
- several heart stickers

For the teacher:

- tape or stapler

Reproducible Pages:

- Page A, 1 for each child

Preparation

Make a model of the chart following the instructions.

Instructions

1. Give each child a chart and a piece of construction paper.
2. Have the children glue the chart onto a piece of construction paper.
3. Have the children color their charts and decorate them with stickers.
4. While they are working, ask each child how they can help at home and obey God this week. Write their answers on their charts. Some suggestions are: clean my room, share my toys, invite my friends to church, obey happily, obey the first time, help with dinner.
5. Tape or staple the envelope to the bottom of the chart.
6. Have the children place the heart stickers in the envelope.

Conclusion

Every time you do one of the things on your chart, put a sticker in the box next to it. Be sure to show this to your parents so they can help you to be excellent and obedient.

Talk about how it will please God as they do the things on the chart. Explain that it makes God happy when we obey.

Teacher Tips

- Leave a few spaces blank for the parents to fill in.
- If you can't find heart stickers cut out small hearts from red construction paper.

Happy Heart Chart

When I obey and:

My heart will be happy

	M	Tu	W	Th	F	Sa	Su



A Miraculous Catch

Fish by the Ton

The children will hear how God blessed Peter for obeying.

Lesson Text

Luke 5:1-11

Materials

For each child:

- robes, scarves, etc. for costumes

For the teacher:

- a large cardboard box to be used as a boat
- a small blanket or sheet for a net
- fake fish

Preparation

1. Familiarize yourself with the story.
2. Decorate the box to look like a boat.

Instructions

Show the children the boat, the net and the fish. Tell them that these are all things that will be used in the story and to listen for them. Ask the children to make a "boat" with their hands when they hear you say the word boat (hold your two hands together, palms facing up and cupped to make a boat).

Boys and girls, do you remember Peter-Simon? He's a friend of Jesus! One day Jesus saw a large crowd of people by a lake. He wanted to teach them about God, so he asked Peter if he could use his boat (make a boat with your hands to remind the children each time you say "boat"). Jesus got into the boat with Peter and they rowed away from the shore just far enough so that everyone could see and hear him. He taught the people how much God loved them. When he had finished teaching, he said to Peter, "Peter, row your boat far out into the lake, put down your net and you will catch many fish. Peter said, "I don't want to do that! I have been working hard all night trying to catch fish and I haven't caught any at all! But, because you asked me to, I will let down the nets." (Luke 5: 4-5) Peter rowed his boat far out into the lake and put his nets in the water. What do you think happened? Listen to what the Bible says happened. "When they had done so, they caught such a large number of fish that their nets began to break. So they signaled their

partners in the other boat to come and help them, and they came and filled both boats so full that they began to sink." (Luke 5:6,7)

The net filled up with so many fish that Peter and his friends had to put the fish in their boats to carry all the fish to the shore!

Everyone who saw the nets full of fish were amazed! Peter said, "Jesus, I do not deserve to be your friend. At first, I did not want to obey you." But Jesus said, "Peter do not be afraid. You did obey me and I want you to help teach other people to obey me." (Luke 5:8-11)

When we obey, great things can happen to us just like it happened to Peter.

Conclusion

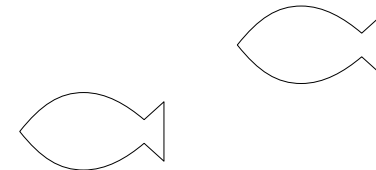
Assign children to the different roles in the story and have them act it out while you retell it.

After you have acted out the story ask the following questions:


- What did Jesus ask Peter to do? (Row out from shore and let down the nets to catch some fish.)
- Did Peter want to do it at first? (No.)
- Why didn't Peter want to do it at first? (He had been working hard all night and he hadn't caught any fish.)
- Did Peter end up obeying Jesus? (Yes, he obeyed.)
- Why did Peter obey him? (Because he loved Jesus.)
- Should we obey God only sometimes or all the time? (All the time!)
- Why should we obey God? (Because we love God and we want to make God happy by our obedience.)
- What happened when Peter obeyed? (There was a miracle; he got the fish he needed plus a lot more!)

Teacher Tips

Socks can be used as "fish." Fold one sock into another sock leaving a small "tail" hanging out.



A Miraculous Catch



A Miraculous Catch

I Love to Obey

The children will compare situations when it is easy and when it is hard to obey using pictures from magazines.

Scripture Memory Verse

"Love one another. As I have loved you, so you must love one another."

John 13:34

Materials

For the teacher:

- magazines
- construction paper
- glue stick
- scissors

Preparation

1. Cut out pictures that illustrate examples of obedience. For example, a picture of a clean bed or a clean room illustrates obeying Mom and Dad when they are asked to clean their rooms or make their beds. A picture of a smile could illustrate how we should obey happily or not complain. A picture of a child with a coat on could illustrate obeying Mom when she tells us to put our coats on.
2. Glue the pictures onto pieces of construction paper.

Instructions

What is this a picture of? Yes, it's a clean room. Is it hard or easy for you to obey when someone asks you to clean your room?

Explain each picture to the children asking them if it is hard or easy for them to obey when they are asked to do what the picture shows.

Act out a child being disobedient. Have the children tell you why it is not OK for you to be disobedient. Have a child act out being obedient and doing what has been asked. Have the children choose a picture they would like to act out.

Scripture Memory Activity

After each child acts out an obedience picture, ask them to say the memory verse.

Conclusion

God is very happy when we obey. Let's pray and ask God to help us to be obedient. Choose a child to pray.

In today's Bible story you learned about Peter and how Jesus performed a miracle because Peter obeyed him. When we obey our families and God, great things can happen. Do you have friends that have a hard time being obedient? Can you share the story with them to help them be obedient? You can invite them to Bible class so they can learn how to love Jesus and obey him.

I LOVE TO OBEY



A Miraculous Catch

Life

A
P
P
L
I
C
A
T
I
O
N

“Love one another.
As I have loved you,
so you must love
one another.”

John 13:34



A Miraculous Catch

Fish Necklace

The children will make a necklace to remind them of Peter's miraculous catch in the Bible story.

Materials

For each child:

- markers
- 3 pieces of hollow pasta (such as ziti)
- glue stick (optional)

For the teacher:

- yarn
- oak tag
- hole punch
- scissors
- tape
- marker
- optional - glitter

Reproducible Pages:

- Page B, 1 for each child

Preparation

1. Cut out the fish necklace stencil from a copy of Reproducible Page B.
2. Trace and cut out four fish for each child from oak tag.
3. Punch a hole in the head of each fish.
4. Spell out the word "O-B-E-Y" on each set of four fish by writing each letter on a separate fish. Make one set for each child.
NOTE: Write the letters on both sides of the fish.
5. Prepare the yarn as follows:
 - A. Cut the yarn into 3' lengths. Cut one for each child.
 - B. Wrap a small piece of tape around one end of each piece of yarn.
 - C. Tie a large knot at the opposite end of the yarn.
6. Make a model of the craft following the instructions.

Instructions

1. Give each child four fish, one of each letter.
3. Have the children color the fish.
4. Have each child color three pieces of pasta with the markers.
5. Give each child a piece of yarn and help them to string the fish spelling the word "obey." Place one piece of pasta in between each of the fish.
6. Tie the ends together to finish the necklace.


Conclusion

Talk about the importance of obeying even when it is hard. Explain that Peter obeyed Jesus and put his nets in the water, even though he didn't want to do it at first.

The Fish Necklace that you made will help you to be obedient just like Peter. God blessed Peter's obedience with many fish.


Teacher Tips

Have the children decorate their fish with glitter.



CRAFT

A Miraculous Catch



Finished Craft



A Miraculous Catch

Lesson Objectives

- The children will identify Peter as someone who loved Jesus and obeyed him even when it was hard to obey.
- The children will list ways to obey God.
- The children will compare situations of obedience.

Lesson Text

Luke 5:1-11

Scripture Memory Verse

"Love one another. As I have loved you, so you must love one another."

John 13:34

Peter's Fish-1

The children will prepare the materials for the craft.

Materials

For each child:

- scissors (optional)

For the teacher:

- scissors
- tissue paper
- aluminum foil
- 2 paper bags

Preparation

Familiarize yourself with the activity.

Lesson Plan

Greeting and Registration

Preclass Activities: Peter's Fish-1

Welcome and Singing

Centers:

Game: Jesus May I?

Craft: Peter's Fish-2

Life Application: I Love to Obey

NOTE: Be sure to allow sufficient time for a snack.

Instructions

1. Have the children rip the tissue paper into small pieces, and then roll them into balls. Have each child make approximately fifteen balls.
2. Choose a child to help you cut pieces of aluminum foil into 1" squares. Cut ten for each child.
3. Have the children place their tissue paper balls into one bag and pieces of aluminum foil into the other bag.
4. Give the paper bags to the craft teacher.

Conclusion

Does anyone remember what the Bible story was about this week? It was about Peter obeying Jesus even when it was hard for him to obey. Do you remember what happened? Yes, Peter caught so many fish that their nets began to break. Today in the Craft center you will use these pieces of paper and foil to make fish. The fish will remind us to obey Jesus just as Peter obeyed.

Teacher Tips

Choose one or more older children to cut the aluminum foil.




Jesus May I?

The children will play a game to help them understand that sometimes it's easy to obey and sometimes it's hard to obey.

Materials

For the teacher:

- masking tape



Preparation

Familiarize yourself with the game.



Instructions

1. Using the masking tape, make a line on the floor.
2. Have all of the children stand on the line facing you. Stand about ten feet in front of them.
3. Play the role of Jesus and ask a child to take a step towards you. They can be hard steps or easy steps. For example: Susan, take 2 baby steps (easy) or Jonathan, take 4 penguin steps (hard).
4. After a child is given a command, she should say "Jesus may I?"
5. Answer her, "Yes you may."
6. If they forget to say "Jesus may I?" they have to go back to the start line.
7. Continue asking one child at a time to take a step.
8. The goal is for a child to get all the way to "Jesus." The first child to do so gets to be the next Jesus.

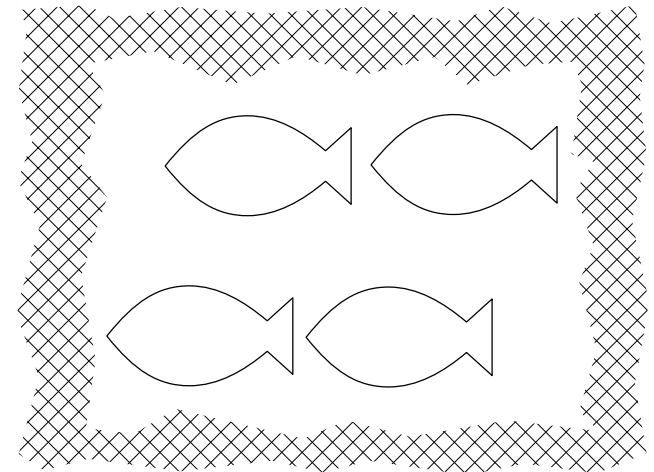


Conclusion

Remind the children of the Bible story in which Peter obeyed Jesus even though it was hard for him to obey. *Sometimes it is hard to obey, sometimes it is easy.* Talk with the children about when it is hard to obey and when it is easy. For example, it may be hard to obey if you are having fun playing with your toys and are told to stop playing and clean up. It may be easy to obey if you are told to clean up so you can go out to the park.

Teacher Tips

- When a child takes a turn to be "Jesus" they may need help choosing the commands.
- Make a name tag of "Jesus" for you and the children to wear.



C
R
A
F
T

A Miraculous Catch

Peter's Fish-2

The children will make fish to remind them to obey Jesus as Peter obeyed.

Scripture Memory Verse

"Love one another. As I have loved you, so you must love one another."

John 13:34

Materials

For each child:

- yarn
- glue
- crayons

For the teacher:

- paper bags from the Preclass Activity
- poster board
- sequins or buttons
- hole punch
- marker

Reproducible Pages:

- Page C, 1 copy for the teacher

Preparation

1. Cut out the fish stencil from the copy of Reproducible Page C.
2. Trace and cut out three fish for each child from the poster board.
3. Write the Scripture Memory Verse on one fish for each child.
4. Using the hole punch, make a "mouth" for each of the fish.
5. Cut a 4' piece of yarn for each child.
6. Make a model of the craft following the instructions.

Instructions

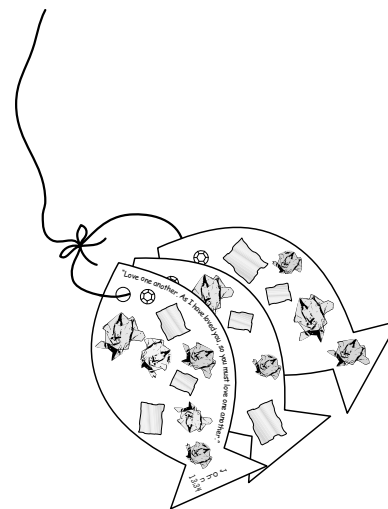
1. Give each child three fish including one fish with the memory verse written on it.
2. Have each child glue a sequin on each fish making an "eye."
3. Have the children decorate their fish, on one side only, by gluing on the balls of tissue paper and foil.
4. Give each child a piece of yarn to thread through the mouths of their fish.
5. Tie the yarn into a knot so that the fish hang at one end. See Figure A.

Conclusion

Talk about how Peter obeyed Jesus when Jesus told him to go fishing again. Ask the children why they think Peter obeyed? (Because he loved Jesus.) Share some ways that you have obeyed God because of your love for him.

Teacher Tips

Place tape on the end of the yarn so that it is easier to thread through the fish.



supplement

CRAFT

A Miraculous Catch

Friends of Jesus

Lesson 3

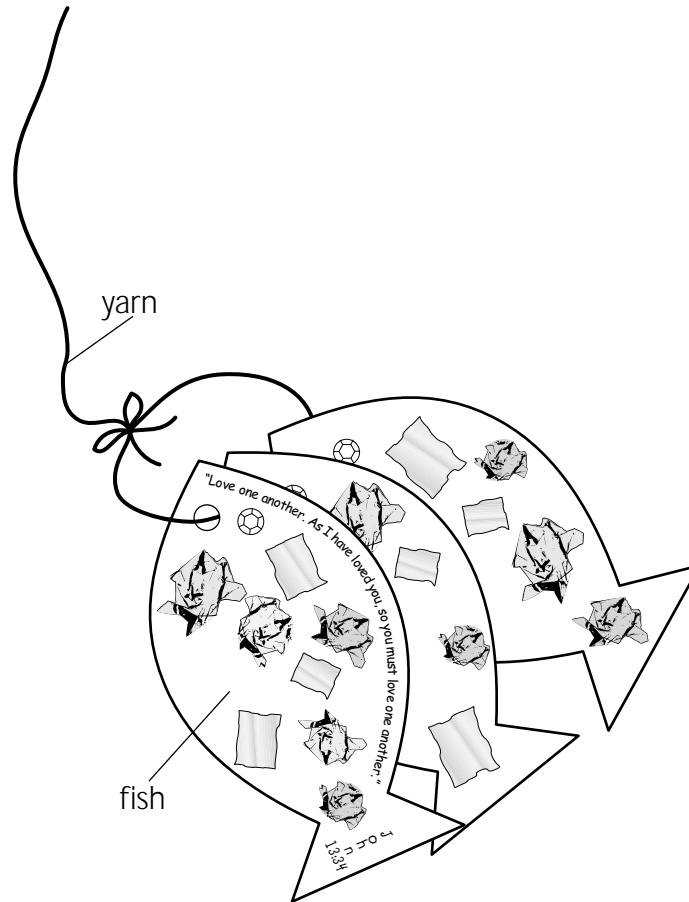


Figure A



A Miraculous Catch

I Love to Obey

The children will compare situations when it is easy and when it is hard to obey using pictures from magazines.

Scripture Memory Verse

"Love one another. As I have loved you, so you must love one another."

John 13:34

Materials

For the teacher:

- magazines
- construction paper
- glue stick
- scissors

Preparation

1. Cut out pictures that illustrate examples of obedience. For example, a picture of a clean bed or a clean room illustrates obeying Mom and Dad when they are asked to clean their rooms or make their beds. A picture of a smile could illustrate how we should obey happily or not complain. A picture of a child with a coat on could illustrate obeying Mom when she tells us to put our coats on.
2. Glue the pictures onto pieces of construction paper.

Instructions

What is this a picture of? Yes, it's a clean room. Is it hard or easy for you to obey when someone asks you to clean your room?

Explain each picture to the children asking them if it is hard or easy for them to obey when they are asked to do what the picture shows.

Act out a child being disobedient. Have the children tell you why it is not OK for you to be disobedient. Have a child act out being obedient and doing what has been asked. Have the children choose a picture they would like to act out.

Scripture Memory Activity

After each child acts out an obedience picture, ask them to say the memory verse.

Conclusion

God is very happy when we obey. Let's pray and ask God to help us to be obedient. Choose a child to pray.

In today's Bible story you learned about Peter and how Jesus performed a miracle because Peter obeyed him. When we obey our families and God, great things can happen. Do you have friends that have a hard time being obedient? Can you share the story with them to help them be obedient? You can invite them to Bible class so they can learn how to love Jesus and obey him.

I LOVE TO OBEY



“Love one another.
As I have loved you,
so you must love
one another.”

John 13:34



Happy Heart Chart

When I obey and:

My heart will be happy

	M	Tu	W	Th	F	Sa	Su

Read-Obey-Be

Page

A



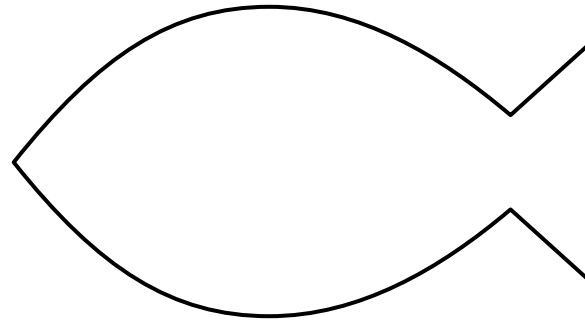
4 and 5 Year Olds

Core/Craft
1 copy for each child

Handwriting

Page

B



fish necklace stencil



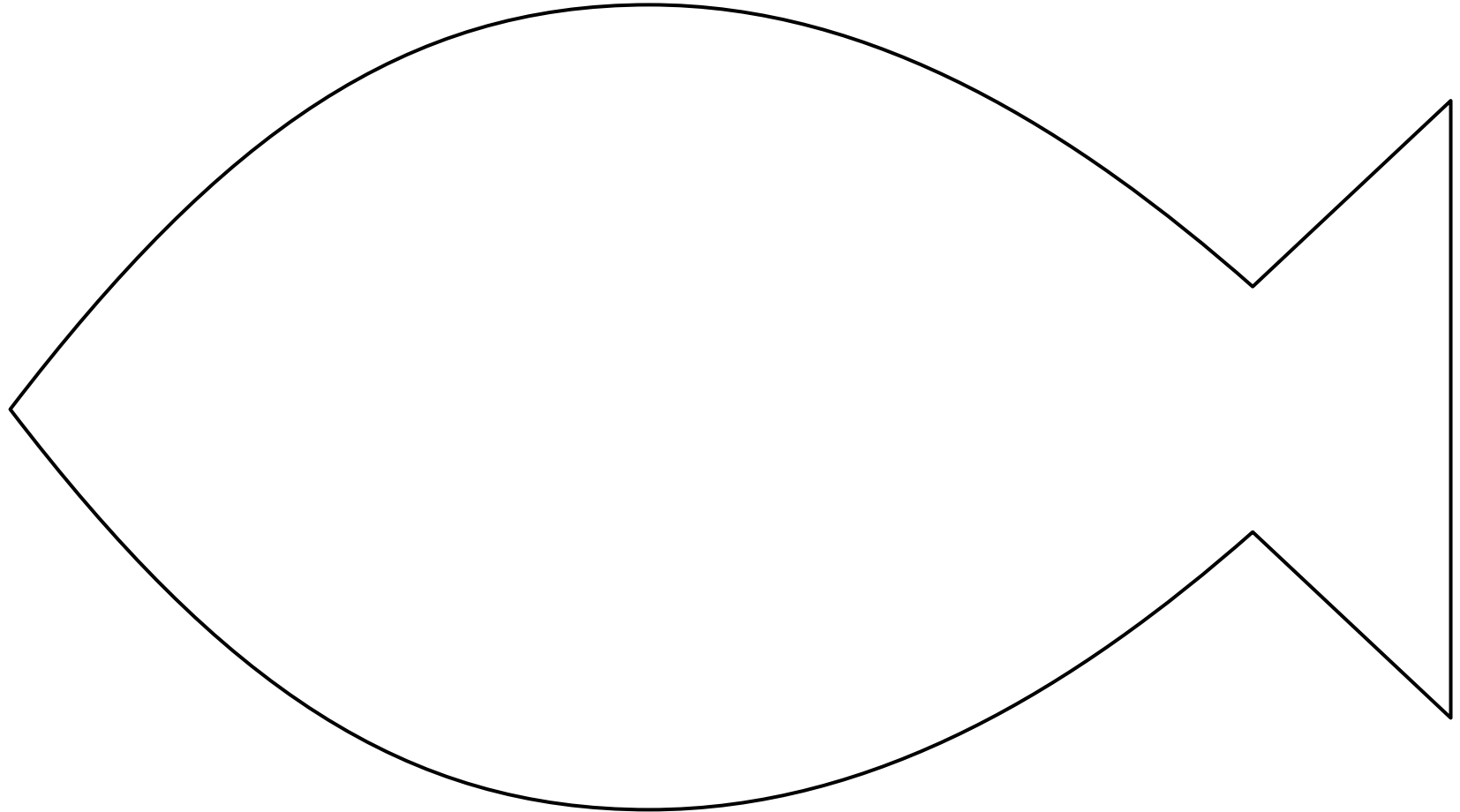
Supplement/Craft

1 copy for the teacher

Pre-Preparation

Page

C



fish stencil

