

Jesus Makes Friends

Lesson Objectives

- The children will identify Andrew and Simon as two brothers who followed Jesus.
- The children will identify ways to be friends to others.
- The children will make a list of ways to encourage people.

Lesson Text

John 1:35-42

Scripture Memory Verse

"Love one another. As I have loved you, so you must love one another."
John 13:34

Lesson Plan

Greeting and Registration

Preclass Activity: Finger Puppet Play

Welcome and Singing


Centers:

Bible Story: Jesus Has Many Friends

Life Application: Making New Friends

Craft: Kindness Can

NOTE: Be sure to allow sufficient time for a snack.



Jesus Makes Friends

Finger Puppet Play

The children will make and play with finger puppets of Andrew, "Andrew's friend" and Jesus.

Materials

For each child:

- crayons

For the teacher:

- tape
- scissors

Reproducible Pages:

- Page A, 1 copy for each child

Preparation

1. Cut out the finger puppets from the copies of Reproducible Page A.
2. Make a set of puppets for a model.
3. Familiarize yourself with the "Andrew and Jesus Finger Play" from the Unit 5 Song Sheet.

Instructions

1. Give one of each finger puppet to each child.
2. Have the children color the puppets.
3. Have the children bend the tabs around to the back of the puppet and tape them together.
4. Have each child place Andrew and his friend on one hand and Jesus on the other hand.
5. Recite the "Andrew and Jesus Finger Play" from the Unit 5 Song Sheet.

Teacher Tips

- Recite the words to the finger play while the children are working on their finger puppets.
- The children who arrive early can learn the play first and help teach others who arrive later.
- Save five puppets for the Bible Story teacher.



Jesus Makes Friends

Jesus Has Many Friends

The children will hear a story of Jesus making friends.

Lesson Text

John 1:35-42

Materials

For the teacher:

- 5 puppets from the Preclass Activity
- Bible

Preparation

Familiarize yourself with the story.

Time with Jesus

Have the children sit down close to you. Have the Bible opened to John 1. *The story that we are going to hear today comes from the book of John in the Bible.* Talk about how the Bible is from God and everything in it is a true story.

Show the finger puppet of John the Baptist, Andrew and friend. *One day John the Baptist was talking to some of his friends when Jesus walked by.* Put the finger puppet of Jesus on the other hand. *John said to his friends, "Do you see that man? He is the Lamb of God".* (John 1:36-37)

Put away the John the Baptist puppet. *This is Andrew. Andrew and his friend became good friends of Jesus that day. They walked and talked with Jesus. In fact, they spent the whole day together getting to know one another.*

Can you imagine spending the whole day with Jesus? That would be so much fun. We could learn a lot from Jesus, we could ask him anything we wanted to know. What would you ask Jesus if you were with him? Take a few answers. Jesus was nice to people and fun to be with. He was smart and he made people think. He told them things about God that they never knew before.

"Andrew, Simon Peter's brother, was one of the two who heard what John had said and who had followed Jesus. The first thing Andrew did was to find his brother Simon and tell him, 'We have found the Messiah' (that is, the Christ). And he brought him to Jesus. Jesus looked at him and said, 'You are Simon son of John.

You will be called Cephas' (which, when translated, is Peter)." (John 1:40-42)

Andrew was one of the two friends who had met Jesus. He was so excited about meeting Jesus that he wanted his brother to meet him too. Isn't it fun when your brother or sister meets your friends! When you really like someone, don't you want everyone to meet them? That's how they felt about Jesus.


Take off the friend puppet and put on the Simon puppet. *Andrew's brother was named Simon, but when Jesus met him he said, "People may call you Simon now, but one day you will be known as Peter." Simon Peter was one of Jesus' best friends.*

Peter means rock. Jesus knew that Simon would be as strong as a rock so he gave him the nickname Peter. Talk to the children about nicknames. *Does anyone have a nickname? John, is your real name Johnathan? Your real name is Johnathan but your nickname is John.*

Conclusion

Ask the children the following questions as a review:


- *Who did John the Baptist and his friends see one day? (Jesus)*
- *Did Jesus want to make new friends? (yes)*
- *What did Jesus and his new friends do? (spent time together)*
- *Who did Andrew tell about Jesus? (his brother Simon)*
- *What were the names of the two brothers that became friends of Jesus? (Andrew and Simon)*



Jesus Makes Friends

Teacher Tips

- Practice the story with the finger puppets so that it will go smoothly when you tell it to the children.
- If you would like to make your own puppets ask the Preclass activity teacher for a copy of Reproducible Page A.



Making New Friends

The children will hear a story about making friends and how it feels to not have any friends.

Scripture Memory Verse

"Love one another. As I have loved you, so you must love one another."

John 13:34

Materials

For the teacher:

- scissors
- construction paper
- glue

Reproducible Pages:

- Page B, 1 copy for the teacher
- Page C, 1 copy for the teacher

Preparation

1. Cut out and color the pictures from the copies of Reproducible Pages B and C.
2. Glue each picture onto a separate piece of construction paper.

Instructions

Show the children the picture of Jack. *Jack was pretty nervous when his mother dropped him off for his first day at his new school. Show the picture of the school building. He was so sad when he looked around his new classroom. He didn't know any of the kids in his class. His family had just moved to town and he had made one friend in his neighborhood, a boy named Ox. Show the picture of Oscar. But Ox was not in his class.*

Yesterday they had talked and Jack had asked Ox about his name. "That's not my real name," Ox had explained. "My name is really Oscar, but when the kids at school heard my name, they said it sounded like Ox Car. Now they just call me Ox.

"Don't you hate it?" Jack had asked.

"No, I don't mind. When the kids here like you, they give you a nickname."

But that was yesterday and today Jack was in his new classroom. Jack wished his friend Ox was in his class. As he took his

seat, the teacher said, "This is a new student, Jack Roberts, and I know you'll make him feel welcome." Jack didn't feel very welcome. He didn't know anyone in his class. He felt very lonely and he felt like crying. But he knew if he cried his nickname would be "cry-baby" and he didn't want to have that nickname.

The morning went by fast. Show the picture of the school again. There was a lot of work to do and Jack was as busy as a bee until lunchtime. As the kids lined up for lunch, they all stood by their friends. Jack felt very alone because no one came to stand by him. In the lunchroom it was the same thing. No one seemed to notice him when he came to the table with his lunch tray. He sat down quietly and ate his lunch all by himself. No one even talked to him.

After lunch it was time for recess. All the kids ran onto the playground. Show the picture of the playground. Jack squinted in the bright sunlight and wished he could just go home.

Suddenly, he heard someone call his name, "Jack! Hey Jack!" It was Ox. "Hey Jack, do you want to play kickball? Jack was so glad to see his friend Ox.

"Yeah! Sure!" He called back as he ran to where Ox was standing in the middle of a group of boys.

"This is my friend, Jack Roberts," Ox said as he introduced Jack to his friends. Jack recognized some of the kids from his own classroom. "Jack is on my team," Ox said. Jack felt good that Ox wanted him to be on his team.

"I hope I don't mess up," he thought.

When it was Jack's turn to kick the ball, he heard the other boys shouting with Ox, "Come on Jack, kick that ball!" Jack kicked the ball as far as he could, and ran as fast as his legs could go. He ran all the way around the bases, and as he crossed home plate, he heard Ox say, "Wow! He runs like a jack rabbit!"

They played kick ball until it was time to go back into class. As they ran to line up, Ox called to Jack, "See you after school, Jack Rabbit."

Jack waved and ran to where his class was lining up. He saw some of his new friends already in line, "Hey Rabbit," they shouted. "Get in line with us." Jack remembered what Ox had said, "When the kids like you, they give you a nickname."

Jack "Rabbit" Roberts thought to himself; "I think I'm going to like it here."



Jesus Makes Friends

Ask the children the following questions as a review:

- Have any of you ever been at a new place and tried to make new friends?
- What do you think it feels like to not have any friends? (sad) We all need friends. Sometimes it is not easy to make friends.
- Who was a friend to Jack? (Oscar/Ox)
- How did Ox become a friend to Jack? (By asking Jack his name, talking about himself, playing with him, introducing him to his friends at school, etc.)
- How would you try to make a new friend? (Tell someone your name and ask them what their name is, ask them if they want to play.)
- Who could you be a friend to this week? Think of someone in your family, or new in Bible class or school.

Scripture Memory Activity

The Scripture Memory verse is "Love one another. As I have loved you, so you must love one another." What are some of the things that Jesus did for his friends and other people? Let the children answer. (He was nice to people, he helped them and taught them about God, he wanted people around him, he talked to people.)

If Jesus did these things, how do you think he wants us to be with our friends? Yes, the same way. We can help our friends and other people the same way Jesus did. Let's say the memory verse together. Say the verse slowly together a few times.

Conclusion

Choose a child to say a prayer and ask God for help to be like Jesus.

Do you treat your friends the way that Ox treated Jack? Are you kind and encouraging? Jesus wants us to be like him with our friends so they will want to know more about Jesus. Do you tell your friends about Jesus and God? Who can you tell about what you're learning in Bible class today?

Teacher Tips

Cut out magazine pictures as props to supplement the story.



Jesus Makes Friends

Kindness Can

This craft will help the children to identify specific ways they can practice kindness.

Materials

For each child:

- 1 orange juice can or other small container
- crayons
- glue stick
- 1 index card

For the teacher:

- scissors
- ruler
- 1 light-colored construction paper or white paper
- black marker

Reproducible Pages:

- Page D, 1 copy for each child

Preparation

1. Cut out the pictures from the copies of Reproducible Page D.
2. Cut each index card in half.
3. Measure and then cut the construction paper to fit around the outsides of the cans.
4. Using the marker, write "Kindness Can" on each piece of construction paper, as shown in Figure A. Note: Leave space in the center of the paper for the children to glue their pictures.
5. Following the instructions, make a model of the craft.



Instructions

1. Show the children the model of the craft. Explain to the children that they are going to make a Kindness Can. *This can will help you be especially kind to your friends or families. Inside the can, you will place two reminders of ways you can be kind to others. When we are kind we are being like Jesus!*
2. Give the children each a piece of construction paper to glue around the outside of their cans.
3. Give the children each a picture to color.
4. Have the children glue their pictures to the center of their cans, as shown in Figure B.
5. As the children are working, help them determine "ways they can be kind to others" as follows:
 - A. Ask each child what they can say or do to be kind to a friend or a family member. Write the answer on half of an index card.
 - B. Ask each child to name a person to invite to his house. Write "I will invite (*person's name*) to my house" on the other half of the index card.
 - C. Give the child the index cards to place into the can.
6. Tell the children to show their parents the can and their index cards. Have them tell their parents that inside the can are "ways they will be kind to others" this week.

Conclusion

Remind the children to be as kind as Jesus. Explain that one way to be kind is to make new friends.

Teacher Tips

- Have some suggestions in mind so you can help the children complete their index cards quickly.
- You may decide to cut the index cards into small shapes.

CRAFT

Jesus Makes Friends

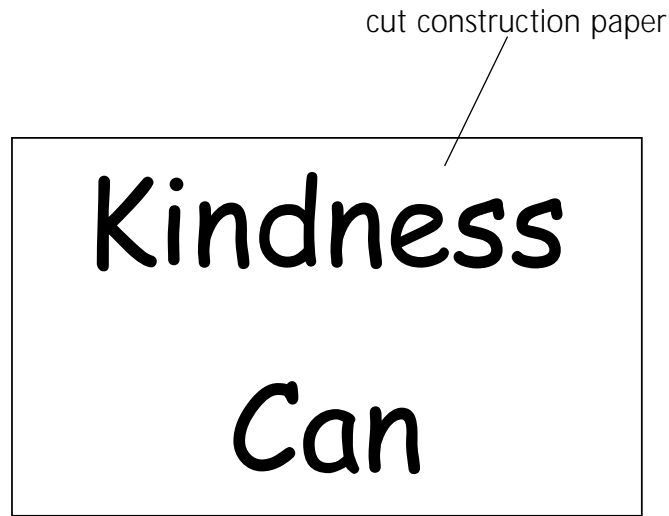


Figure A




Figure B





Pre class



Jesus Makes Friends

Friends of Jesus

Lesson 1

Lesson Objectives

- The children will identify Andrew and Simon as two brothers who followed Jesus.
- The children will identify ways to be friends to others.
- The children will make a list of ways to encourage people.

Lesson Text

John 1:35-42

Scripture Memory Verse

"Love one another. As I have loved you, so you must love one another."

John 13:34

Puppet Pal-1

The children will begin to make puppets that they will finish during the Craft center.

Materials

For each child:

- 1 toilet paper roll
- glue stick
- crayons
- 1 small paper bag

For the teacher:

- scissors
- yarn
- construction paper

Reproducible Pages:

- Page E, 1 copy for each child

Lesson Plan

Greeting and Registration

Preclass Activity: Puppet Pal-1

Welcome and Singing

Centers:

Game: Spend a Day with Jesus

Craft: Puppet Pal-2

Life Application: Making New Friends


NOTE: Be sure to allow sufficient time for a snack.

Preparation

1. Cut out the arms and feet from the copies of Reproducible Page E.
2. Cut a 6" x 4½" piece of construction paper for each child.
3. Glue the piece of construction paper to each tube.
4. Cut the yarn into 1" pieces for hair. Cut eight pieces for each child.

Instructions

1. Give each child a pair of arms and feet.
2. Have the children draw faces on one end of their tubes.
3. Have the children glue pieces of yarn to the top of their tubes for hair.
4. Give the children paper bags and have them write their names on them.
5. Have the children place their tubes, arms and legs inside their bags.
6. Collect the bags and give them to the craft teacher.





Spend a Day With Jesus

The children will pretend to be like Jesus and imitate some of the things that he did.

Materials

For the teacher:

- sun glasses
- a box of crackers
- Bible
- adhesive strip
- wash cloth or small towel
- small ball
- small toy boat
- picture of water
- large bag



Preparation

Place all of the items into the bag.

Instructions

We are going to pretend to be Jesus today. Inside this bag I have several objects that will remind us of the things that Jesus did for people.

Reach your hand into the bag and pull out one item. Tell the children about the item and demonstrate what Jesus did (see below).

Hand the item to a child and have him demonstrate what Jesus did.

Let each child have a turn with this item before choosing another item.

Have a child choose the next item. *Does that object remind you of something that Jesus did for someone? Give the children hints to help them if necessary.*

Again, let each child have a turn demonstrating what Jesus did before another object is chosen.

- healed a blind person (glasses)
- fed people (crackers, snack)
- taught people (Bible)
- healed people (adhesive strip)
- washed people's feet (cloth or towel)
- quieted the sea (picture of water)
- played with children (ball)
- helped his friends fish (boat)

Conclusion

Do you think that it was fun to spend a day with Jesus? What would you have had the most fun doing with Jesus?

Teacher Tips

You may add any other activities that Jesus did.





Jesus Makes Friends

Puppet Pal-2

The children will finish making puppets that they will use to act out a Bible story.

Lesson Text

John 1:35-42

Materials

For each child:

- glue stick
- crayons
- children's bags from the Preclass Activity

For the teacher

- fabric scraps
- scissors
- white glue
- paper plate
- construction paper

Preparation

1. Cut the fabric into 2" x 2½" pieces.
2. Make a model of the craft following the instructions.
3. Read the Bible Story Text and familiarize yourself with the story.

Instructions


1. Prior to class, pour a small amount of the white glue onto a plate.
2. Give the children their bags.
3. Have the children attach the puppets' arms and feet as follows:
 - A. Using glue sticks, have them glue the arms to their tubes.
 - B. Have each child place the bottom of their tubes in the white glue. See Figure A.
 - C. Then, have them press their tubes onto the puppets feet. See Figure B.
4. Give the children each a fabric piece to glue on their tubes as clothing. NOTE: Have the children place the glue on the tube, and then place the fabric on the tube.

Conclusion

Ask the children if they remember the Bible Story about Jesus and his friends. Let them act out the story together with their puppets.

Teacher Tips

If the children don't remember the Bible Story, briefly describe it and they will remember it quickly.



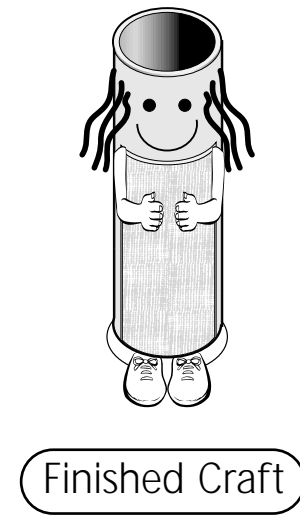
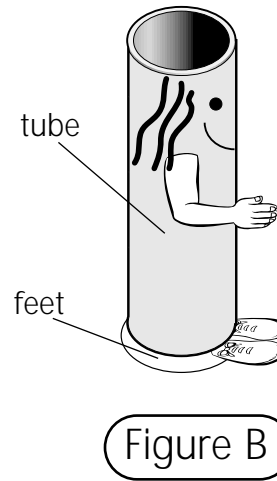
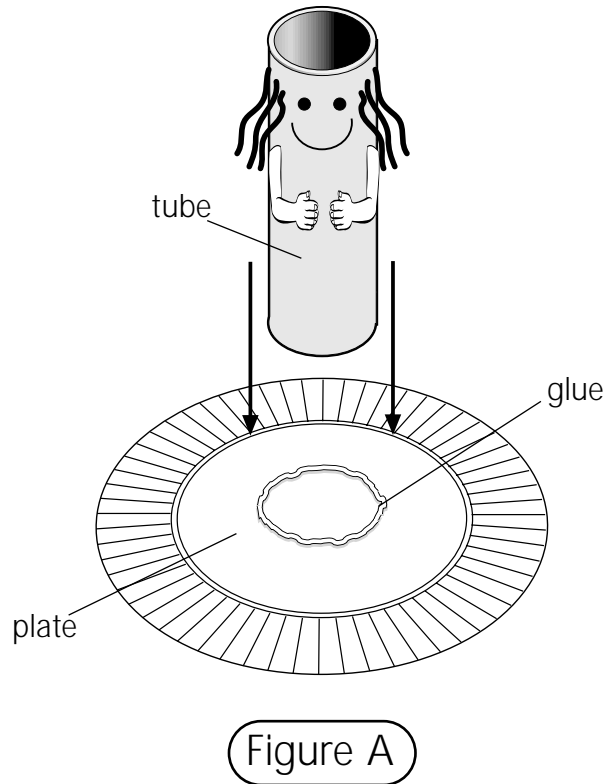
supplement

CRAFT

Jesus Makes Friends

Friends of Jesus

Lesson 1



Making New Friends

The children will hear a story about making friends and how it feels to not have any friends.

Scripture Memory Verse

"Love one another. As I have loved you, so you must love one another."

John 13:34

Materials

For the teacher:

- scissors
- construction paper
- glue

Reproducible Pages:

- Page B, 1 copy for the teacher
- Page C, 1 copy for the teacher

Preparation

1. Cut out and color the pictures from the copies of Reproducible Pages B and C.
2. Glue each picture onto a separate piece of construction paper.

Instructions

Show the children the picture of Jack. *Jack was pretty nervous when his mother dropped him off for his first day at his new school. Show the picture of the school building. He was so sad when he looked around his new classroom. He didn't know any of the kids in his class. His family had just moved to town and he had made one friend in his neighborhood, a boy named Ox. Show the picture of Oscar. But Ox was not in his class.*

Yesterday they had talked and Jack had asked Ox about his name. "That's not my real name," Ox had explained. "My name is really Oscar, but when the kids at school heard my name, they said it sounded like Ox Car. Now they just call me Ox.

"Don't you hate it?" Jack had asked.

"No, I don't mind. When the kids here like you, they give you a nickname."

But that was yesterday and today Jack was in his new classroom. Jack wished his friend Ox was in his class. As he took his seat, the teacher said, "This is a new student, Jack Roberts, and I know you'll make him feel welcome. Jack didn't feel very welcome. He didn't know anyone in his class. He felt very lonely and he felt like crying. But he knew if he cried his nickname would be "cry-baby" and he didn't want to have that nickname.

The morning went by fast. Show the picture of the classroom again. There was a lot of work to do and Jack was as busy as a bee until lunchtime. As the kids lined up for lunch, they all stood by their friends. Jack felt very alone because no one came to stand by him. In the lunchroom it was the same thing. No one seemed to notice him when he came to the table with his lunch tray. He sat down quietly and ate his lunch all by himself. No one even talked to him.

After lunch it was time for recess. All the kids ran onto the playground. Show the picture of the playground. Jack squinted in the bright sunlight and wished he could just go home.

Suddenly, he heard someone call his name, "Jack! Hey Jack!" It was Ox. "Hey Jack, do you want to play kickball? Jack was so glad to see his friend Ox.

"Yeah! Sure!" He called back as he ran to where Ox was standing in the middle of a group of boys.

"This is my friend, Jack Roberts," Ox said as he introduced Jack to his friends. Jack recognized some of the kids from his own classroom. "Jack is on my team," Ox said. Jack felt good that Ox wanted him to be on his team.

"I hope I don't mess up," he thought.

When it was Jack's turn to kick the ball, he heard the other boys shouting with Ox, "Come on Jack, kick that ball!" Jack kicked the ball as far as he could, and ran as fast as his legs could go. He ran all the way around the bases, and as he crossed home plate, he heard Ox say, "Wow! He runs like a jack rabbit!"

They played kick ball until it was time to go back into class. As they ran to line up Ox called to Jack, "See you after school, Jack Rabbit."

Jack waved and ran to where his class was lining up. He saw some of his new friends already in line, "Hey Rabbit," they shouted.



Jesus Makes Friends

"Get in line with us." Jack remembered what Ox had said, "When the kids like you, they give you a nickname."

Jack "Rabbit" Roberts thought to himself. "I think I'm going to like it here."

Ask the children the following questions as a review:

- Have any of you ever been at a new place and tried to make new friends?
- What do you think it feels like to not have any friends? (Sad) We all need friends. Sometimes it is not easy to make friends.
- Who was a friend to Jack? (Oscar/Ox)
- How did Ox become a friend to Jack? (By asking Jack his name, talking about himself, playing with him, introducing him to his friends at school, etc.)
- How would you try to make a new friend? (Tell someone your name and ask them what their name is, ask them if they want to play.)
- Who could you be a friend to this week? Think of someone in your family, or new in Bible class or school.

Scripture Memory Activity

The Scripture Memory verse is "Love one another. As I have loved you, so you must love one another." What are some of the things that Jesus did for his friends and other people? Let the children answer. (He was nice to people, he helped them and taught them about God, he wanted people around him and was easy to talk to.)


If Jesus did these things, how do you think he wants us to be with our friends? Yes, the same way. We can help our friends and other people the way Jesus did. Let's say the memory verse together. Say the verse slowly together a few times.

Conclusion

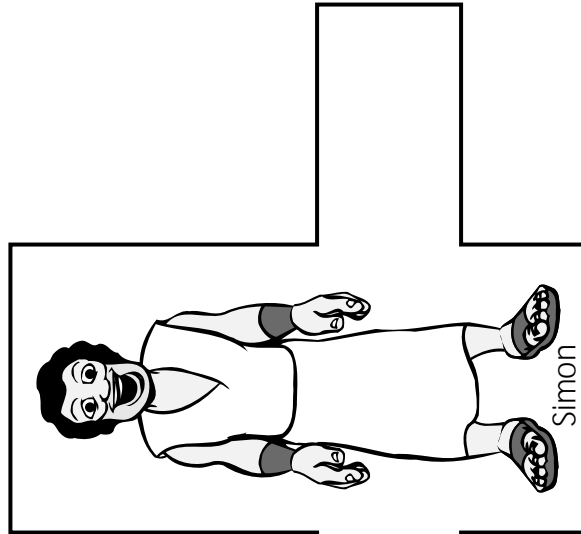
Choose a child to say a prayer and ask God to help us be like Jesus.

Do you treat your friends the way that Ox treated Jack? Are you kind and encouraging? Jesus wants us to be like him with our friends so they will want to know more about Jesus. Do you tell your friends about Jesus and God? Who can you tell about what you're learning in Bible class today?







friend




Simon



Jesus




John the Baptist



Andrew

Core/Life Application 1 copy for the teacher
Supplement/Life Application 1 copy for the teacher



school



Oscar



Jack

Read-Observe-Describe

Page


B



Core/Life Application 1 copy for the teacher
Supplement/Life Application 1 copy for the teacher

Friends of Jesus

Lesson 1



playground

Read-Observe-Respond

Page

C



Core/Craft
1 copy for each child


Friends of Jesus

Lesson 1


Preparation

Page


D



Supplement/Preclass
1 copy for each child



arms



feet