

# Jesus the Shepherd

Jesus Loves Everyone  
Lesson 4

## Lesson Objectives

- The children will identify Jesus as a shepherd.
- The children will state that Jesus takes care of them by giving them families, homes, food and clothes.
- The children will thank Jesus for taking care of them.

## Bible Story Text

Matthew 18:10-14, John 10:1-18

## Bible Truth

"Love each other."  
(John 15:17)

## Lesson Plan

Greeting and Registration

Preclass Activity: Preclass Centers

Welcome and Singing

Centers:

Bible Story: The Lost Sheep

Life Application: Follow the Shepherd

Craft: The Caring Shepherd

NOTE: Be sure to allow sufficient time for a snack.



# Jesus the Shepherd

## Preclass Centers

As the children arrive, guide them to a preclass center. Have no more than six children at each center.

### Materials

Use the materials previously selected for this unit's preclass centers.

### Preparation


1. Be sure to check the condition of the materials selected for this unit's preclass centers prior to set up. Replace any broken toys, or puzzles with missing pieces as necessary.
2. Set up the centers before the children come into the classroom.
3. Assign a teacher to each center and have the teachers stay in those centers until the singing begins.

### Instructions

Guide the play in each center reinforcing the unit theme.

### Teacher Tips

- **IMPORTANT:** Do not allow any small toys in the classroom. First check all toys for size. You can obtain a "safety cylinder" from a pediatrician. Any object that can fit into the cylinder is too small and could cause a child to choke.
- Be involved in the group play and offer guidance as needed.
- Wear comfortable clothes suitable for sitting on the floor.
- Smile! Be childlike in heart and alert in mind.



# Jesus the Shepherd

## The Lost Sheep

The children will learn that Jesus is a shepherd because he cares for them as a shepherd cares for his sheep.

### Bible Story Text

Matthew 18:10-14, John 10:1-18

### Materials

For the teacher:

- teaching picture and lamb from Unit 6 Lesson 3, Bible Story

### Lost and Found

Seat the children in a circle. Open the Bible to Matthew 18 and place it in your lap. *Do you like to hear stories? Jesus told the people many stories. Everyone liked to hear the stories that Jesus told. Remember the Bible story about the hurt man? Who helped the hurt man? That's right the Samaritan did. Some men walked past the man, but didn't help him. What does Jesus want us to do? Yes, he wants us to help others.*

*One day Jesus told a story about a shepherd. Show the teaching picture. Do you see the shepherd? Have the children point to the shepherd and touch him. Do you see the sheep? Where are the sheep?*

*Let the children touch the sheep in the picture. What do the sheep say? Yes, they say, "Baa. Baa." Let's pretend that you are all little sheep. Can you say, "Baa. Baa."?*

*Do you know what a shepherd does? He takes care of the sheep. When the shepherd says, "Come on, little sheep, I will take you to the water so you can get a drink." The little sheep say... Have the children respond with "Baa. Baa." Yes, that's right. When the shepherd says, "Come on, little sheep, I will take you to some nice green grass so that you can eat." The little sheep say... Have the children respond. Now when it is time to go to sleep, the shepherd says, "I will take you to a safe place so you can go to sleep." And the little sheep say... Have the children respond.*

*One day while the little sheep were eating grass, the shepherd looked around and said, "Uh. Oh! One of my sheep is gone! I must find him." The shepherd went looking for his lost sheep (Matthew 18:12). He looked by the water. Was he there? No. The shepherd looked on the hill. Was he there? No. Then the shepherd looked behind a big rock. Was he there? Push the sheep through the slit in the back of the teaching picture so that it appears to come from behind the rock. Yes! The shepherd was so happy that he found his lost sheep! He loved his sheep and he took very good care of all of them.*


*The Bible says that we are like sheep and Jesus is our shepherd. That means that Jesus takes good care of us, just like the shepherd.*

*Let's say a prayer and thank Jesus for the way he takes care of us. Say a short prayer. Let the children pray if they wish.*

### Conclusion

*A shepherd takes good care of his sheep. Was the shepherd in the Bible story sad when the sheep got lost? How did he feel when the sheep was found? Yes, he was happy.*

*Jesus loves us and he wants us to love each other. The Bible says, "Love each other." Let's say it again: Love each other.*



# Jesus the Shepherd




Figure A

# Jesus the Shepherd

## Follow the Shepherd

This activity will reinforce the lesson that the children are Jesus' lambs, and Jesus is the Good Shepherd.

### Bible Truth

"Love each other."  
(John 15:17)

### Materials

For the teacher:

- bathrobe or sheet with a belt that ties for a shepherd costume
- a staff or cane or a large stick

### Preparation

Familiarize yourself with the song and instructions that follow so that you are prepared to act out the different actions in the song's verses.

### Instructions

Tell the children that they are lambs. *What do lambs say? That's right. "Baa. Baa."* Get down on the floor with them and pretend to be lambs.

*Lambs need a shepherd to take care of them, just as children need a daddy and mommy.* Put on your shepherd's outfit. *I am the shepherd and this is my staff.* Explain to them that the lambs watch the staff and follow it.

*Let's play "Follow the Shepherd."* Little lambs you follow me and do what I do. Sing "Six Little Lambs" from the Unit 6 Song Sheet. Act out each verse as you sing the song with them. Sing the song a few times letting a few children switch roles with you and become the shepherd.

### Bible Truth Activity

*Jesus is our shepherd. We are his lambs. The shepherd loves his lambs, and the lambs love their shepherd. The Bible says, "Love each other." Let's all say it together: Love each other.*

### Conclusion

*Let's thank Jesus. Thank you, Jesus, for being our shepherd and taking such good care of us. Amen.*

*Who are you going to tell about Bible class? What are you going to tell them that you have learned today? Many people don't know that Jesus takes such good care of them. We need to tell them that Jesus loves them and takes good care of them.*

### Teacher Tips

- Have fun with this activity. Don't be afraid to "get into it" with the children.
- You may choose to make some sort of costumes for the children. Something as simple as taping a single cotton ball onto each child's shirt will make it more fun for them.



# Love Each Other.

# Craft

## Jesus the Shepherd

### The Caring Shepherd

This craft illustrates the biblical idea that a good shepherd hurries to find his lost sheep, because he cares for them. The children will be reminded that Jesus cares for them in the same way.

#### Materials

*For each child:*

- 1/2 pipe cleaner
- 1 small brass fastener
- 3 cotton balls
- crayons
- glue stick
- 1 piece of construction paper

*For the teacher:*

- scissors
- marker
- tape
- white poster board

*Reproducible Pages:*

- Page A, 1 copy for each child
- Page B, 1 copy for the teacher

#### Preparation

1. Cut out the shepherd figures and the text boxes from the copies of Reproducible Page A.
2. Cut out the shepherd's feet stencil from the copy of Reproducible Page B.
3. Trace and cut out the shepherd's feet from the poster board. Cut one for each child. Place an "X" in the center of the shepherd's feet as indicated on the stencil.
4. Bend the top of each piece of pipe cleaner into a staff. See Figure A.
5. Make a model of the craft following the instructions.

#### Instructions


1. Make the shepherd as follows:
  - A. Give each child a shepherd to color.
  - B. Have the children turn over their shepherds. Have them place glue on only the top half of their shepherds. See Figure B.
  - C. Give the children each a piece of construction paper. Have them turn their shepherds over and glue these to their papers.
  - D. Give the children a staff to tape to their shepherds' hands, as shown in Figure C.
  - E. Slide the shepherd's feet under his body, lining up the "Xs." Push the brass fastener through the paper. Turn the paper over and flatten the side wings to tighten into place. See Figure D for placement of brass fastener.
2. Make the sheep, as shown in Figure E, as follows:
  - A. Give the children three cotton balls and have them glue these to the bottom of their papers.
  - B. Draw feet and heads on the sheep.
3. Give each of the children a copy of the text box to glue to the top of the paper. See Figure F.
4. Write the children's names on their papers.

#### Conclusion

Tell the children that their papers say "Jesus Is Our Shepherd." Remind them that Jesus takes care of us as a shepherd takes care of his sheep.

#### Teacher Tips

Take your time doing this craft and the children will really enjoy it.



C  
c  
t  
t

# Jesus the Shepherd




Figure A

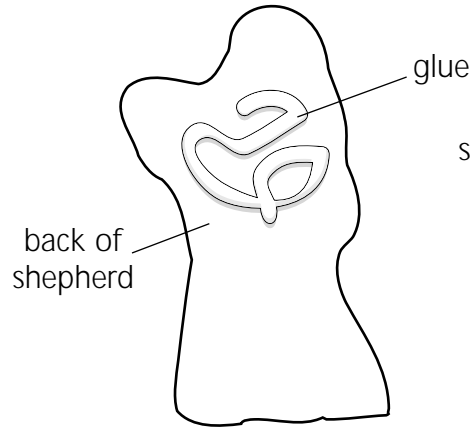


Figure B




Figure C




Figure D



Figure E




Figure F







# Jesus the Shepherd

## Jesus Loves Everyone Lesson 4

### Lesson Objectives

- The children will identify Jesus as a shepherd.
- The children will state that Jesus takes care of them by giving them families, homes, food and clothes.
- The children will thank Jesus for taking care of them.

### Bible Story Text

Matthew 18:10-14, John 10:1-18

### Bible Truth


“Love each other.”  
(John 15:17)

### Preclass Centers

As the children arrive, guide them to a pre-class center. Have no more than six children at each center.

#### Materials

Use the materials previously selected for this unit’s preclass centers.



### Lesson Plan

Greeting and Registration

Preclass Activity: Preclass Centers

Welcome and Singing

Centers:

Life Application: Where Is My Lamb?

Bible Story: The Lost Sheep

Craft: Food Plate

NOTE: Be sure to allow sufficient time for a snack.

### Preparation

1. Be sure to check the condition of the materials selected for this unit’s preclass centers prior to set up. Replace any broken toys, or puzzles with missing pieces as necessary.
2. Set up the centers before the children come into the classroom.
3. Assign a teacher to each center and have the teachers stay in those centers until the singing begins.

### Instructions

Guide the play in each center reinforcing the unit theme.

### Teacher Tips

- **IMPORTANT:** Do not allow any small toys in the classroom. First check all toys for size. You can obtain a “safety cylinder” from a pediatrician. Any object that can fit into the cylinder is too small and could cause a child to choke.
- Be involved in the group play and offer guidance as needed.
- Wear comfortable clothes suitable for sitting on the floor.
- Smile! Be childlike in heart and alert in mind.

Life

Application

## Where Is My Lamb?

The children will role play the part of sheep to show them how Jesus watches over them as a shepherd.

### Bible Truth

"Love each other."  
(John 15:17)

### Materials

For the teacher:

- stick puppets from Unit 6 Lesson 3, Life Application

### Instructions

Give each child a lamb stick puppet. Tell the children that we are Jesus' little lambs. Hold up your lamb puppet and say: *This is Elizabeth Lamb. Who are you? Oh, you are Bo Lamb. And you are Jonathan Lamb.* Continue introducing each of the lambs until you have said everyone's name. Talk about how much Jesus loves his little lambs.

Show the children the shepherd stick puppet. Ask the children if they know his name. *That's right. His name is Jesus!* Sing "Where Is My Lamb?" from the Unit 6 Song Sheet. Repeat the song each time using a different child's name.


### Bible Truth Activity

*Just as the shepherd loves his little lambs, Jesus loves each one of us. And just as Jesus loves each one of us, the Bible says we must "Love each other." Let's all say this together: Love each other.*

### Conclusion

*Let's thank Jesus. Thank you, Jesus, for taking good care of us like sheep. Amen.*

*Who are you going to tell about what you are learning in Bible class today? What are you going to tell them? Many people don't know that Jesus takes care of us. We should tell them.*



## The Lost Sheep

The children will learn that Jesus is a shepherd because he cares for them as a shepherd cares for his sheep.

### Bible Story Text

Matthew 18:10-14, John 10:1-18

### Materials

For the teacher:

- teaching picture and lamb from Unit 6 Lesson 3, Bible Story

### Lost and Found

Seat the children in a circle. Open the Bible to Matthew 18 and place it in your lap. *Do you like to hear stories? Jesus told the people many stories. Everyone liked to hear the stories that Jesus told. Remember the Bible story about the hurt man? Who helped the hurt man? That's right the Samaritan did. Some men walked past the man, but didn't help him. What does Jesus want us to do? Yes, he wants us to help others.*

*One day Jesus told a story about a shepherd. Show the teaching picture. Do you see the shepherd? Have the children point to the shepherd and touch him. Do you see the sheep? Where are the sheep?*

Let the children touch the sheep in the picture. *What do the sheep say? Yes, they say, "Baa. Baa." Let's pretend that you are all little sheep. Can you say, "Baa. Baa"?*

*Do you know what a shepherd does? He takes care of the sheep. When the shepherd says, "Come on, little sheep, I will take you to the water so you can get a drink." The little sheep say... Have the children respond with "Baa. Baa." Yes, that's right. When the shepherd says, "Come on, little sheep, I will take you to some nice green grass so that you can eat." The little sheep say... Have the children respond. Now when it is time to go to sleep, the shepherd says, "I will take you to a safe place so you can go to sleep." And the little sheep say... Have the children respond.*

*One day while the little sheep were eating grass, the shepherd looked around and said, "Uh. Oh! One of my sheep is gone! I must find him." The shepherd went looking for his lost sheep (Matthew 18:12). He looked by the water. Was he there? No. The shepherd looked on the hill. Was he there? No. Then the shepherd looked behind a big rock. Was he there? Push the sheep through the slit in the back of the teaching picture so that it appears to come from behind the rock. Yes! The shepherd was so happy that he found his lost sheep! He loved his sheep and he took very good care of all of them.*

*The Bible says that we are like sheep and Jesus is our shepherd. That means that Jesus takes good care of us, just like the shepherd.*

*Let's say a prayer and thank Jesus for the way he takes care of us. Say a short prayer. Let the children pray if they wish.*

### Conclusion

*A shepherd takes good care of his sheep. Was the shepherd in the Bible story sad when the sheep got lost? How did he feel when the sheep was found? Yes, he was happy.*

*Jesus loves us and he wants us to love each other. The Bible says, "Love each other." Let's say it again: Love each other.*






Figure A

C  
r  
a  
f  
t

## Food Plate

The children will make "food plates" reminding them that Jesus takes care of all their needs.

### Materials

*For each child:*

- paper plate
- glue stick
- crayons

*For the teacher:*

- food magazines
- marker
- scissors

### Preparation

1. Write "Thank You For Food, Jesus" on the bottom of each paper plate.
2. Cut out pictures of food from magazines. Cut at least four pictures for each child.

### Instructions

1. Give each child a plate.
2. Have each child choose pictures of favorite foods, and then glue these to the plate.
3. Write the children's names on their plates.
4. Let each child tell the other children which foods they chose for their plates.
5. If time allows, have the children color their plates.

### Conclusion

Read to the children the words on their plates. Tell them that Jesus loves us and takes care of us just as the shepherd takes care of the sheep. Jesus gives us food, houses, mommies and daddies to take care of us. Pray with the children, thanking Jesus for taking care of us.



Craft



Finished Craft



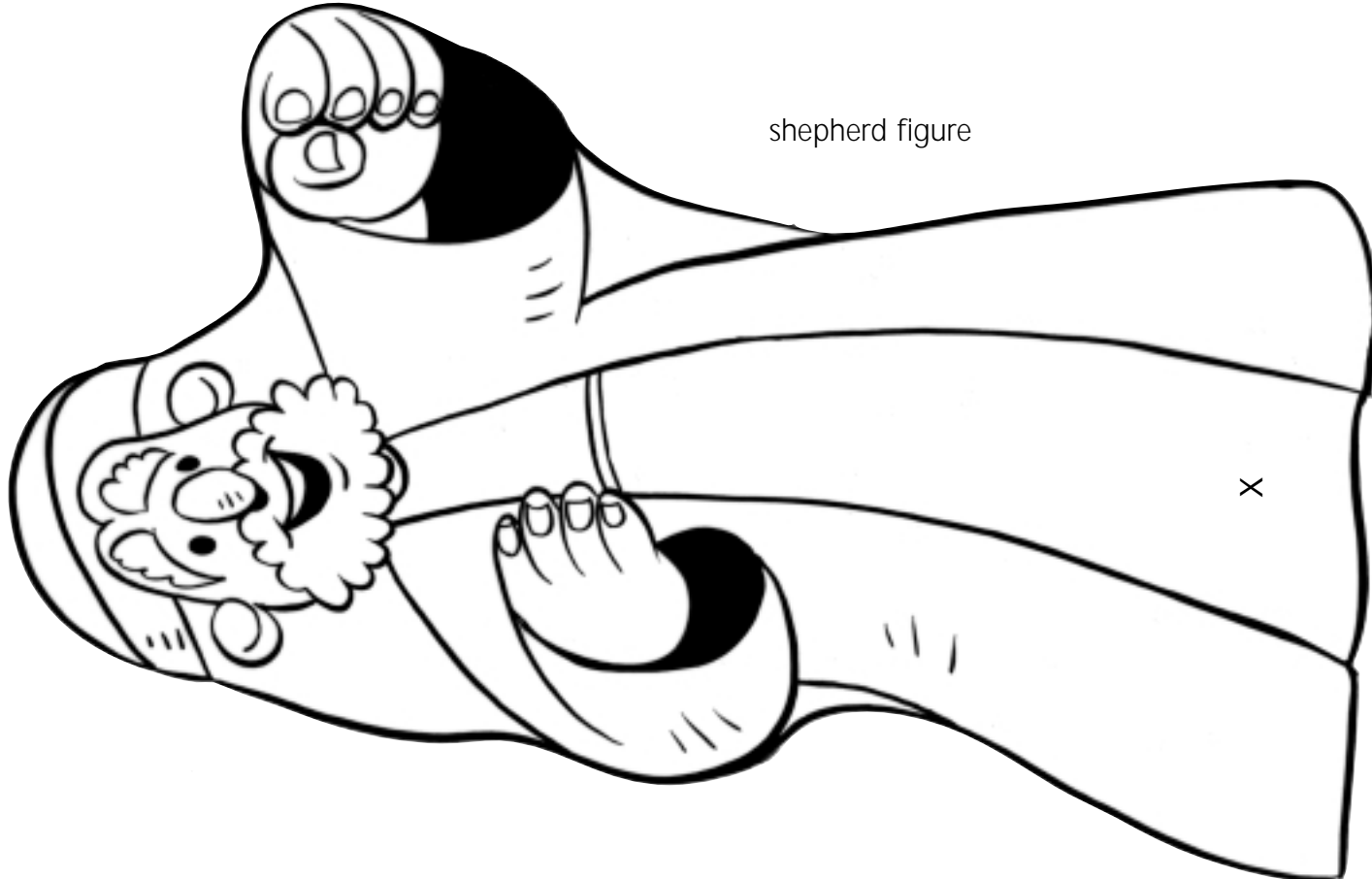


R  
e  
p  
r  
o  
d  
u  
c  
i  
o  
n

text box

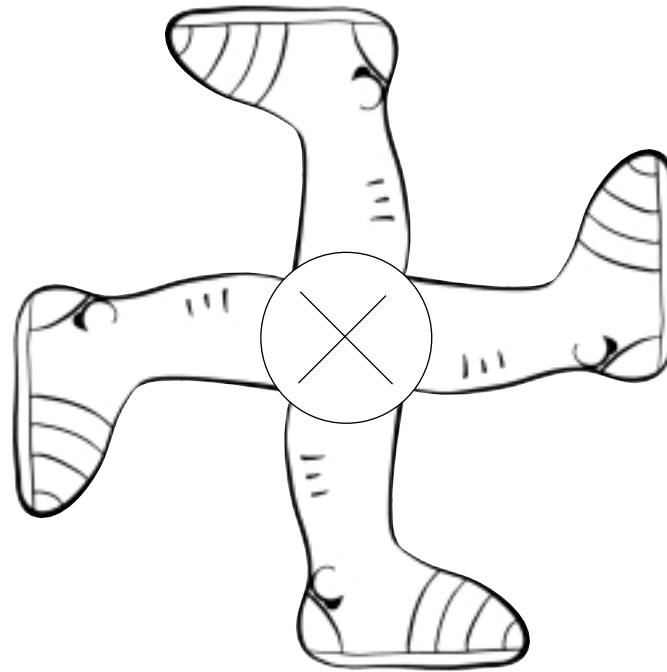
Jesus Is Our  
Shepherd

shepherd figure





R  
e  
p  
r  
e  
s  
e  
n  
t  
a  
t  
i  
o  
n  
a  
l



shepherd's feet stencil

