

Go Make Disciples!

Jesus' Mission
Lesson 4

Lesson Objectives

- The children will identify Jesus' last words to the disciples.
- The children will describe one characteristic of a disciple of Jesus.
- The children will state one characteristic of a disciple that they can imitate.

Lesson Text

Matthew 28:16-20

Scripture Memory Verse

Go and make disciples of all nations, baptizing them in the name of the Father and of the Son and of the Holy Spirit.

Matthew 28:19

Lesson Plan

Greeting and Registration

Preclass Activity: Famous Final Words

Welcome and Singing

Centers:

Bible Story: Change the World

Craft: Round the World

Scripture Memory: G-O Spells "Go"!

NOTE: Allow time for a snack.

GO AND MAKE DISCIPLES OF ALL NATIONS.

Matthew 28:19

Go Make Disciples!

Famous Final Words

The children will preview today's lesson as they complete this word game.

Materials

For each child:

- pencil
- crayons

For the teacher:

- large writing surface
- marker

Reproducible Pages:

- Page A, 1 copy for each child

Preparation

1. On the large writing surface, neatly print: Go and make disciples of all nations, baptizing them in the name of the Father and of the Son and of the Holy Spirit.
2. Complete the activity on your copy of Reproducible Page A before class.

Instructions

1. Greet the children as they arrive. Referring to the large writing surface, explain that today they are going to learn about some of the last words that Jesus spoke to his disciples before he returned to heaven. Distribute the copies of Reproducible Page A.
2. Show the children your completed copy. Explain that each word has a number underneath. The children should write the words in the matching numbered spaces. The first one has been done for them.
3. When they are finished, they will be able to read Jesus' final message to the disciples.
4. Circulate among the children to offer help. Encourage the children to work together and help each other. Remind the children to write their names on their pages.
5. When they are finished, have the children draw a picture on the backs of their pages of Jesus speaking these words to the disciples.

Teacher Tips

- Be sensitive to new or visiting children who may be unfamiliar with the word "disciple." Have them work with a child who can help them.

Famous Final Words

Go and make disciples of all nations,

baptizing them in the name of the

Father and of the Son and of the

Holy Spirit .

Matthew 28:19

and 2	of 21	nations 7	in 10	the 14	the 18	disciples 4	Father 15
of 5	name 12	make 3	them 9	and 16	of 6	of 17	So 1
and 20	baptizing 8	the 11	of 13	Son 19	the 22	Spirit 24	Holy 23

B Go Make Disciples!

S

Change the World

The children will learn about Jesus' final instructions to the disciples to carry out his mission in all nations.

Materials

For each child:

- pencil

Reproducible Pages:

- Page B, 1 copy for each child

Preparation

Practice presenting this activity with personal conviction and enthusiasm.

Introducing the Bible Story

Open your Bible to Matthew 28:16-20. Tell the children that today's Bible Story comes from the New Testament book of Matthew.

Explain that the story they hear today will be one of the most important Bible Stories they ever hear. Explain that what happened in this story changed the world forever!

Presenting the Bible Story

Tell the children to listen very carefully as you read the Bible. Read the following passage:

Then the eleven disciples went to Galilee, to the mountain where Jesus had told them to go. When they saw him, they worshiped him; but some doubted. Then Jesus came to them and said, "All authority in heaven and on earth has been given to me. Therefore go and make disciples of all nations, baptizing them in the name of the Father and of the Son and of the Holy Spirit, and teaching them to obey everything I have commanded you. And surely I am with you always, to the very end of the age." (Matthew 28:16-20)

What you have just heard were some of the last things that Jesus told his disciples before he went back to be with God in heaven. Jesus gave his disciples some very important instructions. Let's think about what he said to them.

Distribute the copies of Reproducible Page B and pencils to the children. Tell them that they are going to think about some very

important words that Jesus said to disciples that changed the world.

Ask each child: *If you were going to change the world, what would you need?* (Take responses.) *You would definitely need a lot of power to change the world. Who can find the Famous Final Word that means "power"?* Point to the word "authority." Have the children say it with you and circle it on their pages. Explain that God had given Jesus all authority on heaven and earth. That means that Jesus is more powerful than all the presidents and kings and army generals in the whole world. Jesus is very powerful!

Ask each child: *If you were going to change the world, could you do it alone?* (Take responses.) Point to the word "go" and have the children circle it. *Jesus told the disciples to go and make disciples. Jesus knew that it would take more than one person to tell the world about God. That's why he spent his life teaching the disciples—so that they could go and tell others who would tell others who would tell others.*

Ask the children: *How much is "everything"?* Tell them that Jesus wants disciples to obey everything he has commanded. Tell the children to find the word "everything" on their pages and circle it.

Ask the children: *How long is "always"?* Tell the children to find the word "always" on their paper and circle it. Tell them that Jesus told the disciples that he would be with them always! Remind them that even though they can't see Jesus, he is still here and always will be.

Share and Tell

How would it feel if the richest, most powerful man in the world was your best friend? He is! Think of all the people you could help! Think of all the poor people you could feed! Think of all the sick people you could help! Think of all the people you could introduce to your best friend and how happy they would be! That is exactly what Jesus wants you to do. Ask the children to think of someone that they will tell about Jesus this week. Close with a prayer praising God for Jesus' power and promise.

Teacher Tips

- Take this message personally so that the children will see the heart of a true disciple in you.

I

T

B

O

L

R

E

Y



Go Make Disciples!

Then the eleven disciples went to Galilee, to the mountain where Jesus had told them to go. When they saw him, they worshiped him; but some doubted. Then Jesus came to them and said, "All authority in heaven and on earth has been given to me. Therefore go and make disciples of all nations, baptizing them in the name of the Father and of the Son and of the Holy Spirit, and teaching them to obey everything I have commanded you. And surely I am with you always, to the very end of the age."

Matthew 28:16-20



C



R



A



F



T



Go Make Disciples!

Round the World

The children will make collages to remind them that disciples are being made all around the world.

Materials

For each child:

- 1 piece of colored construction paper, 9" x 12"
- crayons
- scissors
- glue sticks
- invisible tape

For the teacher:

- scissors
- magazines with pictures of people from around the world

Reproducible Pages:

- Page C, 1 for each child

Preparation

1. For each child, cut out the banners from the copies of Reproducible Page C.
2. Make a sample craft to show the children.

Instructions

1. Introduce today's craft: *In our Bible Story, we learn that Jesus gave his disciples some final instructions. He told them to go and make disciples of all nations. Jesus promised that he would be with them. Today, Jesus' disciples are still obeying Jesus' command to go and make disciples of all nations. Show the children the craft you made. Tell them that they are going to make this craft to remind them that disciples are being made all around the world.*

2. Distribute the construction paper, magazines, scissors, glue sticks, and crayons. Tell the children to either cut out and glue or draw pictures of people from around the world onto their papers, making collages. Have them write their names on the backs of the papers.
3. After they have finished their collages, distribute the banners you prepared. Tell the children to glue them across their collages, as shown in Figure A.
4. Help the children roll their collages and tape them so that they stand, as shown in Figure B.

Conclusion

Encourage the children to keep their collages where they can see them and remember Jesus' final words to his disciples. Suggest that when they see their collages, they can pray for people all around the world to become disciples of Jesus. Close with a prayer for the children to always remember Jesus' words.

Teacher Tips

- Old calendars and greeting cards also can be used for pictures of people.



C
•
R
•
A
•
F
•
T
•
•
•

Go Make Disciples!

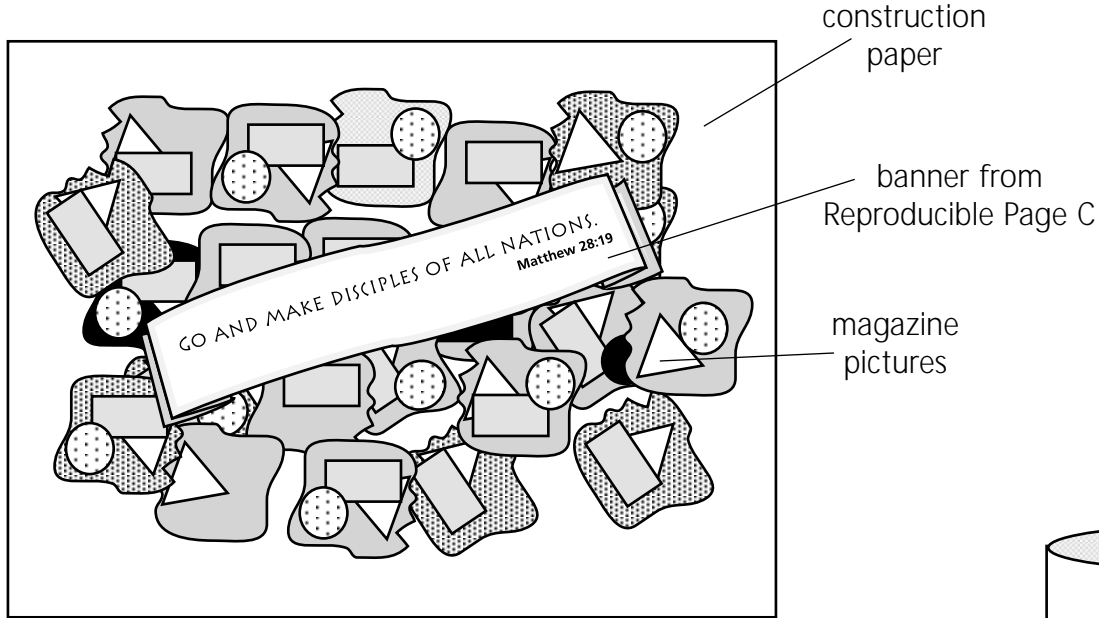


Figure A

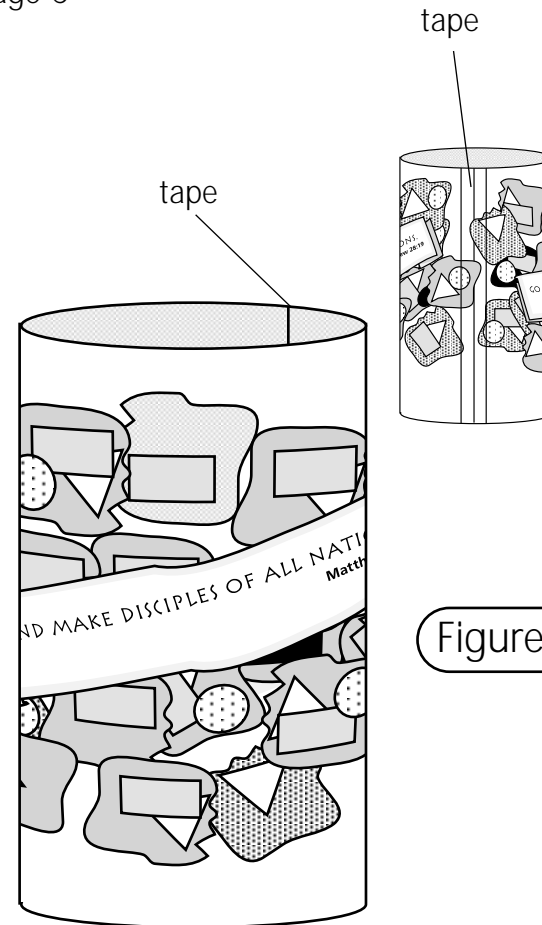


Figure B



SCR
IPT
URE
MEM
ORY

Go Make Disciples!

G-O Spells "Go"!

The children will learn and memorize the Scripture Memory Verse through this fun circle activity.

Scripture Memory Verse

Go and make disciples of all nations, baptizing them in the name of the Father and of the Son and of the Holy Spirit.

Matthew 28:19

Materials

For the teacher:

- 1 bean bag or tennis ball

Preparation

1. Practice leading this activity at home.
2. Memorize today's Scripture Memory Verse before coming to class.

Instructions

1. *In the Bible Story today, we learn that Jesus had some very important things to say to his disciples before he returned to heaven. Jesus had spent a lot of time teaching his disciples how to teach others about God. Jesus taught his disciples how to be fishers of men and how to help people find God. Today, in your Scripture Memory Verse, you will learn some very important words that Jesus said to the disciples.*
2. Show the children the Scripture Memory Verse on the back of this Lesson Card. Say the verse to the children three times as they follow silently. Ask them to say it with you all together three more times.

3. Ask the children to stand up one at a time, and read the verse to the rest of the group. Tell them to say it the way they think that Jesus would have said it—with enthusiasm and excitement, as if preaching.
4. Have the children sit in a circle. Take out the bean bag. Tell the children that they will pass the bean bag, each time adding a word to the verse. For example, say, "Go" and pass the bean bag to the child on your right, who says "Go and." That child passes the bean bag to the child on his right who says, "Go and make" continuing until the entire verse has been stated. Encourage the children to help each other when someone forgets.
5. For a final and more challenging round, pass the bean bag around, this time with each child saying a word in the phrase, "G-O spells Go." The child who says "Go" must then say the verse by memory to the rest of the children. For example, say "G" and pass the bean bag to the child on your right who says "O," and passes the bean bag to the child on his right who says "spells," and passes the bean bag to the child on his right who says "Go." That child must say the verse from memory, and then start the process again. Continue until each child has had a chance to say the verse alone.

Conclusion

Ask the children what they think Jesus meant when he said to "make disciples." Explain that Jesus made disciples by calling people to follow him and teaching them about God and showing them how to live God's way. Close with a prayer thanking God for sending Jesus to teach us how we can make disciples today.

Teacher Tips

- Create a fun atmosphere by staying enthusiastic and energetic.

Go!

Go!

Go!

Go!

Go!



Go Make Disciples!

SCR
IPT
URE
MEM
ORY

Go and make disciples of all nations, baptizing them in the name of the Father and of the Son and of the Holy Spirit.

Matthew 28:19



Lesson Objectives

- The children will identify Jesus' last words to the disciples.
- The children will describe one characteristic of a disciple of Jesus.
- The children will state one characteristic of a disciple that they can imitate.

Lesson Text

Matthew 28:16-20

Scripture Memory Verse

Go and make disciples of all nations, baptizing them in the name of the Father and of the Son and of the Holy Spirit.

Matthew 28:19

Lesson Plan

Greeting and Registration

Preclass Activity: Into All Nations

Welcome and Singing

Centers:

Life Application: Anatomy of a Disciple

Game: Where in the World?

Bible Skills: Hands Down

NOTE: Allow time for a snack.



pre
class

ACTIVITY

Into All Nations

The children will review this week's lesson as they consider the different world nations.

Materials

For each child:

- scissors
- crayons or markers
- glue stick

For the teacher:

- marker
- 1 piece of banner paper, 6' long
- geographical or travel magazines
- globe or world atlas

Preparation

1. Neatly print across the top of the banner paper: Go and make disciples of ALL NATIONS, baptizing them in the name of the Father, and of the Son and of the Holy Spirit. Matthew 28:19

2. Obtain world atlases or magazines from the library containing names and pictures of different world nations.

Instructions

1. Greet the children as they arrive and direct them to the banner paper. Explain that today they are going to make a banner that features different world nations as they think about places where Jesus wants his disciples to go.
2. Distribute the globes or atlases and tell the children to find the names of as many different places in the world as they can and write them on the banner paper.
3. Distribute the magazines, scissors and glue sticks, and tell the children to cut out pictures of different places around the world and glue them to the banner. Have the children all sign their names on the banner.

4. Circulate among the children to offer assistance with cutting and writing.
5. Display the banner in a place where everyone can see it.

Teacher Tips

- Most 1st and 2nd Graders do not know the difference between towns, cities, states or nations, so it is okay if they choose any of these. Explain that people in other nations sometimes speak a different language or wear different clothes than we do. Give examples of different nations that you are personally familiar with. Show them on a world map or globe that the United States is just one of many different nations in the world.
- Do not let them cut out pictures from the library books.

LIFE APPLICATION

Anatomy of a Disciple

The children will think of different characteristics of a disciple that they can imitate.

Materials

For each child:

- pencil
- crayons

For the teacher:

- large writing surface
- marker

Reproducible Pages:

- Page D, 1 copy for each child

Preparation

Practice leading this activity at home.

Reviewing the Bible Story

In our Bible Story this week, we learned about some very important instructions that Jesus gave to his disciples before he went back to heaven. We learned that God has given Jesus all authority—over power—over the whole universe! That means that Jesus has more power than the all the presidents and all the kings in the whole world! Jesus wants to use his power to help people to know God. Jesus told his disciples to go and make disciples of all nations and Jesus promised he would be with his disciples until the end of time.

Life Application

Distribute the copies of Reproducible Page D, the pencils and crayons. Tell the children that they are going to use the pictures on their pages to help them think about the different characteristics of a disciple. Explain that a characteristic is something that describes a person. For example: the color of a person's eyes, hair and skin; or what a person likes to eat, read or do are all characteristics. Tell the children that they are going to think of things that describe a disciple.

Tell the children to point to the head on their pictures. *God gave us our heads and our minds so that we could think, believe and dream. Write the words "Think" and "Believe" on the large writing surface. What are the things that a disciple of Jesus thinks and*

believes? (Jesus, the Bible, helping others, teaching others about God, ways to change, etc.) Tell the children to write the words "Think" and "Believe" in the space beside the head.

Tell the children to point to the mouths on their pictures. *God gave us our mouths so that we could talk, sing, pray, teach and preach! Write the words "Talk," "Sing," "Pray," "Teach" and "Preach" on the large writing surface. What are the things that a disciple of Jesus talks and sings and prays about? (inviting people to church, encouraging people who are sad, telling the truth, teaching people about Jesus, singing songs to worship God, praying for other people, etc.) Tell the children to write one or more of the words, "Talk," "Sing," "Pray," "Teach" and "Preach" in the space beside the mouth.*

Tell the children to point to the hearts on their pictures. *God gave us our hearts so that we could have different feelings. Write the word "Feel" on the large writing surface. What are the things that a disciple of Jesus feels? (sad when people don't want to know about God, happy when God answers prayers, concerned when someone is sick, faithful when they read the Bible, etc.) Tell the children to write the word "Feel" in the space beside the heart.*

Tell the children to point to the hands and feet on their pictures. *God gave us our hands and feet so that we can go places to help people. Write the word "Go" and "Help" on the large writing surface. What are some ways that a disciple of Jesus can go and help? (visit someone who is sick or lonely, give a hug to someone who is sad, clean up a mess, hold a young child's hand, etc.) Tell the children to write "Go" and "Help" in the space beside the hands and feet.*


Conclusion

Ask the children to each say one way that they can be like a disciple this week. Encourage the children to share their pages with their parents and talk about today's lesson. Close with a prayer for God to help them do the things they want to do.

Teacher Tips

- Share from your own life how you are using your head, mouth, heart, hands and feet for God.





Where in the World?

The children will state different places where they can go to tell people about Jesus.

Materials

For the teacher:

- pencil
- paper
- timer or clock with a second hand

Reproducible Pages:

- Page E, 1 copy for the teacher

Preparation

Practice playing this game at home.

Instructions

1. Introduce today's activity: *In our Bible Story this week, we learned that Jesus told the disciples to go into all the world and make disciples of all nations. In our game today we are going to find places where we can go and tell people about Jesus.*
2. Divide the children into two teams. Show them the game board on your copy of Reproducible Page E.
3. Explain that you will read a clue that describes a place in the world where they can go and make disciples. The team will have ten seconds to find the answer. If they cannot find it after ten seconds, read a second clue and give ten more seconds. If they have not found it, read a third and final clue, giving ten more seconds. (If they cannot find the place, invite the other team to guess for an extra three points.) Once the team finds the place you are describing, they must answer together: "We're going to make disciples for Jesus _____." (Fill in the blank with the place.) For example: After finding the word "school" the team says together, "We're going to make disciples for Jesus at school!"

4. Tell the children that they earn ten points if they guess the answer after the first clue; five points after the second clue; and two points after the last clue. They will lose one point however, if they do not say their answer together as a team. (This is to reinforce the power of teamwork.) For example: A team that earns ten points for guessing after the first clue, will lose one point if everyone on the team does not respond together.
5. After all the clues have been guessed, total the points. Encourage both teams for their efforts.

Conclusion

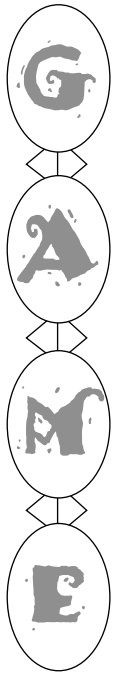
Remind the children that this is more than a game—it is really what God expects disciples to do. Encourage the children that when they are old enough to become disciples, they will already know a lot about Jesus' mission. Close with a prayer thanking God for giving disciples such a great mission.

Teacher Tips

- Show grace before taking away points the first time. Remind the children that Jesus wants us to work together to make disciples, not all by ourselves.
- For a more durable game board, reproduce Page E on heavy paper and laminate.
- Do not penalize a team for a member who is extremely shy or has special needs; allow them to participate at their level, e.g. by saying the word very quietly or by lip-syncing as their teammates say it.



Where in the World? Clues



- A. This is a place where you go to learn. (10 points)
 - B. You go there every day. (5 points)
 - C. Your teacher will miss you if you are absent. (2 points)
- PLACE: School

- A. This is a place where you might see wild animals. (10 points)
 - B. You usually go in the summer. (5 points)
 - C. Most people like to sleep in a tent or a cabin. (2 points)
- PLACE: Camp

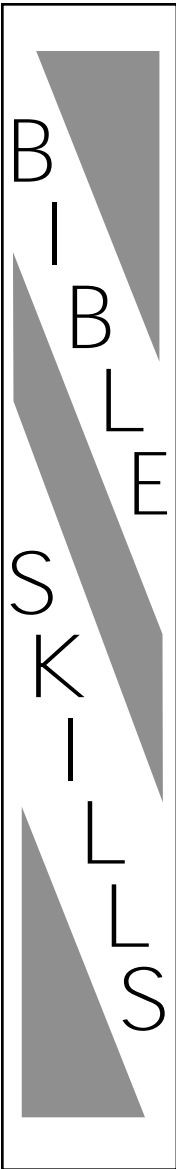
- A. This is where you go to cool off. (10 points)
 - B. You might even get to dive. (5 points)
 - C. It sounds like "school." (2 points)
- PLACE: Pool

- A. This is a swinging place. (10 points)
 - B. If you are a monkey. (5 points)
 - C. Don't feed the animals. (2 points)
- PLACE: Zoo

- A. This is a place to discover new things. (10 points)
 - B. You can read all about it. (5 points)
 - C. Shhhhhhhh! (2 points)
- PLACE: Library

- A. The wheels on this go round and round. (10 points)
 - B. Most are big and yellow. (5 points)
 - C. They take you to school. (2 points)
- PLACE: Bus

- A. This is the place to swing. (10 points)
 - B. You can also slide, climb and run. (5 points)
 - C. It's a fun place to play. (2 points)
- PLACE: Park



Hands Down

The children will review the names of the New Testament books in this fun activity.

Materials

For the teacher:

- pencil
- paper
- timer or clock with a second hand

Reproducible Pages:

- Page F, 1 copy for the teacher

Preparation

Practice leading this activity at home.

Instructions

1. Introduce today's activity: *Over the past several weeks, you have learned the books of the New Testament and the names of the twelve "apostles" or disciples that Jesus called to be with him. Today, you have a chance to review your skills.*
2. Show the children the "handprint" on your copy of Reproducible Page F. Explain that to answer a question, they must be the first child to put their hand on the space. Once they have put their hand down, they should be ready to answer the question or the other team can have a chance to answer. A team earns two points for each correct answer.



3. Divide the children into two teams and line each team up. Have the children sit on the floor. Sit in front of the lines, within arm's reach, facing the children. Read a question from the back of this Lesson Card. The first child in each line may answer for their teams. The first child to reach over and place his hand on the Hands Down space can answer. If he answers correctly, he earns two points. If not, the other team may answer for two points.
4. Tell the children that they may work together to come up with an answer, and they may use their Bibles.
5. Play until all the questions have been answered. Total the points. Encourage the children for their ability to remember their Bible skills.

Conclusion

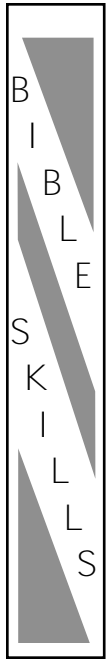
Remind the children that knowing these things is more than a game—it is a way to please God and to become a disciple. Tell them that they should feel proud of themselves for being able to remember the names of the books of the Bible and of Jesus' apostles. Tell them that God wants them to learn the Bible for themselves if they are going to teach others. Close with a prayer thanking God for the Bible.

Teacher Tips

- When choosing teams, evenly divide any new or visiting children among regularly attending children.
- For a more durable game board, reproduce Page F on heavy paper and laminate.

Go Make Disciples!

Hands Down



True or False Questions (worth two points)

1. Matthew is the first book of the New Testament. (True)
2. Bartholomew is the second book of the New Testament. (False)
3. Bartholomew is the name of one of Jesus' twelve disciples. (True)
4. Jesus called 14 men to follow him and be with him. (False)
5. Peter and Andrew were fishermen. (True)
6. Peter wrote two books in the New Testament called 1st and 2nd Peter. (True)
7. Andrew wrote a book in the New Testament called 1st Andrew. (False)
8. James and John were brothers but they were not fishermen. (False)
9. The New Testament book of Romans was a letter written by Paul to the people in Rome. (True)
10. There are more books in the New Testament than in the Old Testament. (False)
11. There is only one letter to Timothy in the New Testament. (False)
12. Two of Jesus' chosen Twelve were called James. (True)
13. Hebrews is a book in the Old Testament. (False)
14. There is one book called James in the New Testament. (True)
15. Matthew was a trash collector when Jesus called him to be a disciple. (False)

Challenge Tie Breaker Questions (worth 5 points)

- There are 27 books in the New Testament. (True)
- Revolutions is the last book of the New Testament. (False)



Famous Final Words

Go

_____ ,

_____ .

Matthew 28:19

- | | | | | | | | |
|-----------|----------------|--------------|-----------|-----------|-----------|----------------|---------------------|
| and
2 | of
21 | nations
7 | in
10 | the
14 | the
18 | disciples
4 | Father
15 |
| of
5 | name
12 | make
3 | them
9 | and
16 | all
6 | of
17 | Go
1 |
| and
20 | baptizing
8 | the
11 | of
13 | Son
19 | the
22 | Spirit
24 | Holy
23 |



Core/Bible Story

1 copy for each child

R
E
P
R
O
D
U
C
I
B
L
E
PAGE
B

Then the eleven disciples went to Galilee, to the mountain where Jesus had told them to go. When they saw him, they worshiped him; but some doubted. Then Jesus came to them and said, "All authority in heaven and on earth has been given to me. Therefore go and make disciples of all nations, baptizing them in the name of the Father and of the Son and of the Holy Spirit, and teaching them to obey everything I have commanded you. And surely I am with you always, to the very end of the age."

Matthew 28:16-20



Core/Craft
1 copy for each child

R
E
P
R
O
D
U
C
I
B
L
E
E
P
A
G
E
C

GO AND MAKE DISCIPLES OF ALL NATIONS.

Matthew 28:19



This page intentionally left blank



Supplement/Preclass
1 copy for each child

Anatomy of a Disciple



R
E
P
R
O
D
U
C
I
B
L
E

PAGE
D




R
E
P
R
O
D
U
C
I
B
L
E
P
A
G
E
E

Supplement/Game
1 copy for the teacher

Where in the World?

Jesus' Mission
Lesson 4



Supplement/Bible Skills

1 copy for the teacher

R
E
P
R
O
D
U
C
I
B
L
E

PAGE

F

