

Matthew

Jesus' Disciples Lesson 3

Lesson Objectives

- The children will tell the story of Jesus' call to Matthew.
- The children will describe Matthew's response to Jesus.
- The children will plan to tell one friend about Jesus.

Lesson Text

Luke 5:27-32

Scripture Memory Verse

If you love me, you will obey what I command.

John 14:15

Lesson Plan

Greeting and Registration

Preclass Activity: Bag It

Welcome and Singing

Centers:

Bible Story: Matthew's Change

Craft: Matthew's House

Scripture Memory: To Love and Obey

NOTE: Allow time for a snack.



Matthew

Bag It

The children will make money bags to hold pretend drachmas that they will use later in the Bible Story Center.

Materials

For each child:

- scissors
- 2 pieces of yarn, 35"
- 1 small, brown, paper bag (lunch-size)
- crayons

For the teacher:

- masking tape
- hole punch

Reproducible Pages:

- Page A, 1 copy for each child

Preparation

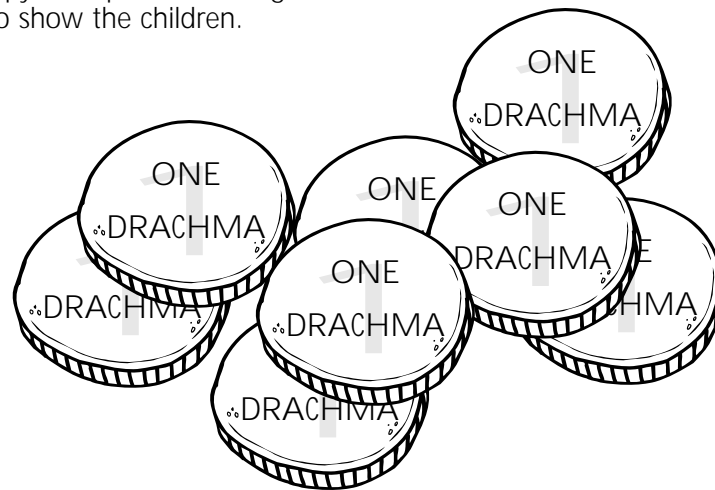
1. Punch several holes evenly around the top of each paper bag, about one inch from the top.
2. Prepare the two pieces of yarn for each child. Wrap small pieces of masking tape around the ends of both pieces for easy threading.
3. Make a sample of the money bag to show the children.
4. Cut out the "drachmas" from your copy of Reproducible Page A and place them in your money bag to show the children.

Instructions

1. Greet the children as they arrive. Explain that they are going to make pretend drachmas and special money bags to be used later in the Bible Story. Show them the sample money bag and drachmas that you made.
2. Distribute the paper bags and yarn to the children.
3. Show the children how to thread the yarn by going in and out of the holes until the thread has gone all the way around. Help them to tie off the yarn and then gently pull to close the bag.
4. Distribute the copies of Reproducible Page A, scissors and crayons. Have the children cut out the drachmas from their pages and color them if they have time.
5. Have the children place their pretend drachmas in their money bags. The children should each have six drachmas in their bags.
6. Have the children write their names on their money bags.

Teacher Tips

- Prepare some extra money bags and drachmas for any children who arrive late.



B

Matthew

S

Matthew's Change

The children will tell the story of Matthew the tax collector and how he followed Jesus.

I

Materials

For each child:

- drachmas and money bags from Preclass

For the teacher:

- money bag from Preclass
- lightweight blanket or bedsheet
- bath towel
- scarf

Reproducible Pages:

- Page B, 1 copy for each child

B

O

Preparation

Practice leading this activity using the costume and props.

L

Introducing the Bible Story

Have your Bible open to Luke 5:27-32. *Today's Bible Story comes from the New Testament book of Luke, chapter 5. It is about a man Jesus called whose name was Matthew. He was a tax collector.*

After he started to follow Jesus, Matthew changed. He became a better person because he loved God. Have the children show you their money bags. Ask them to take out their drachmas and count them. Tell the children that one form of money in Jesus' day was a drachma coin. Have the children say the word "drachma" with you. Each child should count six drachmas and return them to their money bags.

Distribute the copies of Reproducible Page B and crayons. Tell the children that this is a shopping list for them to choose how they want to spend their drachmas. Explain that there are two lists. They can either choose to buy three things from the first list or they can buy two things from the second list. Have them circle the items they want to buy. Tell them to put their names on their shopping lists and then collect them.

R

E

Y

Presenting the Bible Story

Tell the children: *When a person works in a job, he gets paid. Each of you has six drachmas. We are going to pretend that you worked very hard to earn those drachmas. Maybe you are a fisherman or a teacher or a construction worker. You worked hard all week, and now you have been paid your weekly wages of six drachmas.*

You have looked at your shopping list and thought about what you want to buy. You are getting ready to go to the store to buy them when someone comes knocking on your door. (Knock on a table or chair.) Dressed in costume, tell the children that you are Matthew, the tax collector. Tell them that you have come to collect their taxes. Explain to the children that the law says you have to pay taxes and if you don't you could go to jail. As you go to each child, say the following: *How much money do you have? You must pay a tax of two drachmas.* Collect the two drachmas. *Now you must pay me one drachma for collecting the tax.* Collect one more drachma from each child. *Have a good day. Good-bye.*

After you have collected from all of the children, redistribute the Shopping Lists that the children filled out. Ask them if they can still buy the things on their list. Ask them how they feel about paying taxes. Ask them how they feel knowing that Matthew earned more money than they have now.

Tell the children: *Matthew was a tax collector. His name was also called Levi. A tax collector is someone who collects money from people to give to the rulers and kings. People didn't like tax collectors in the time of Jesus, because when they were collecting for the kings they would often take extra money for themselves. Many tax collectors were very rich because they cheated the people. Listen to what the Bible says in Luke 5:27-29:*

After this, Jesus went out and saw a tax collector by the name of Levi [Matthew] sitting at his tax booth. "Follow me," Jesus said to him, and Levi got up, left everything and followed him. Then Levi held a great banquet for Jesus at his house...



Matthew

We have been learning about Peter and Andrew, James and John and how they left their boats to follow Jesus. The Bible says here that Matthew left everything and followed Jesus. He changed from collecting other's people money to learning about God. And then he did something really amazing. He held a banquet for Jesus at his house! Who can tell me what a banquet is? (Take responses.) Matthew had a very nice—maybe even expensive—party for Jesus. Matthew invited a lot of people to come and meet Jesus.

Some of the people at the banquet at Matthew's house were men called Pharisees. These men were very religious and the people looked up to them. These men did not understand why Jesus was eating in the home of a tax collector. They thought that tax collectors were men who did not care about God or other people. They looked down on them as "sinners." The Pharisees asked Jesus, "Why do you eat with tax collectors and sinners?"

When the Pharisees asked Jesus this question, Jesus said, "It is not the healthy who need a doctor, but the sick." He said this to teach the Pharisees that God still loves sinners and tax collectors, and he wants them to change—like Matthew did—so they can have a better life.



Share and Tell

Tell the children to take out their three remaining drachmas. Tell them that you want each of them to think of some ways that Matthew changed after Jesus called him. Go around in a circle giving each child a chance to say one way. As the children name one way, tell them to put one drachma back into their money bags. (Answers should include: he left everything to follow Jesus; he went from collecting money to collecting truth from Jesus; instead of taking money away from people he gave a big (expensive) party for his friends to meet Jesus.)

Now with the remaining two drachmas, ask the children to think of two friends that they can invite to their houses to tell about Jesus. Close with a prayer, having the children pray for their two friends by name.

Teacher Tips

- If possible, bring in samples of the items on the Shopping List from Reproducible Page B as an added enticement for the children.
 - To make the coins more sturdy, precut cardboard circles that the children can glue to the backs of their coins.
- NOTE: Do not reproduce Page B on heavy card stock if the children are going to cut out the coins. They will have difficulty and get discouraged.

 <h2 style="display: inline;">Shopping List</h2> 	
<p>Choose 3 things from this list:</p> <ul style="list-style-type: none"> candy bar...2 drachmas ice cream cone...2 drachmas comic book...2 drachmas juice box...2 drachmas 	<p>or</p> <p>Choose 2 things from this list:</p> <ul style="list-style-type: none"> 2 circus tickets...3 drachmas 2 movie passes...3 drachmas 1 backpack...3 drachmas

C



R



A



F



T



Matthew

Matthew's House

The children will make a craft to remind them of Matthew and the banquet he held for Jesus.

Materials

For each child:

- crayons
- invisible tape

For the teacher:

- scissors
- large writing surface

Reproducible Pages:

- Page C, 1 copy per child

Preparation

1. On each of the copies of Reproducible Page C, cut out the "door," as shown in Figure A.
2. Fold each of the copies into thirds, using the dashed lines, as shown in Figure B.
3. On the large writing surface, write "Matthew's House."
4. Make a sample craft to show the children.

Instructions

1. *In our Bible Story today, we learn about Matthew the tax collector. Jesus saw Matthew at his job and told him to follow him. Matthew left everything and followed Jesus. Matthew probably made a lot of money collecting taxes, but he left it to be with Jesus. Matthew was so happy that he held a banquet at his house for Jesus. Matthew invited his friends to come and meet Jesus. Today, you are going to make a craft to remind you of the banquet that Matthew had for Jesus.*
2. Show the children your sample. Let them look inside the door to the people enjoying Matthew's banquet.
3. Distribute the copies of Reproducible Page C and crayons to each child. Tell the children to place their pages face down, with the door closest to them. Have the children decorate the door and draw the front of the house (e.g., windows, trees or bushes, etc.), as shown in Figure C. Referring to the large writing surface, have them write "Matthew's House" on the front of the house.

4. Have the children turn their pages over, with the picture of the banquet facing them. Have them color this picture.
5. When they have finished coloring, show the children how to fold their pages in thirds along the dotted lines and tape together, as shown in Figure D.
6. Show the children how to stand up the house, as shown in Figure E.

Conclusion

Seat the children in a circle and ask them to tell one thing that Matthew did after Jesus called him. (Let the children respond.) Conclude by saying that Matthew left everything to follow Jesus. He also held a great banquet for Jesus and invited his friends to come and meet Jesus. Tell the children that they can also be like Matthew and tell their friends about Jesus. Close with a prayer for the children to love and obey Jesus like Matthew did.

Teacher Tips

- Be prepared to share with the children ways that you have shown hospitality to your non-Christian friends.
- If your budget permits, reproduce Page C onto heavy paper to create a sturdier house. Think of additional ways to decorate Matthew's house, including cutting out pictures of windows, flowers or shrubs for the children to glue on the outside of their houses.



C
•
R
•
A
•
F
•
T
•
•
•

Matthew

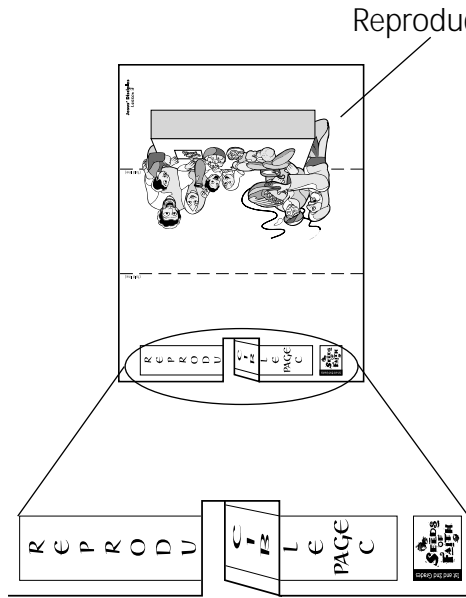


Figure A

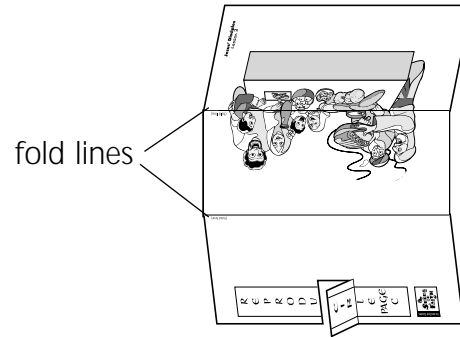


Figure B




Figure C




Figure D




Figure E



SCR
IPT
URE
MEM
ORY

Matthew

To Love and Obey

The children will learn and memorize today's Scripture Memory Verse as they work together in this activity.

Scripture Memory Verse

If you love me, you will obey what I command.

John 14:15

Materials

For the teacher:

- 1 piece of poster board
- 3 markers: red, blue and black

Preparation

Write the memory verse with the three different color markers on the poster board as follows (paying attention to punctuation and capitalization):

If you (blue)
love me, (red)
you will (blue)
obey (red)
what I (blue)
command. (red)
John 14:15 (black)

Instructions

1. Tell the children: *In today's Bible story, we learn about Matthew the tax collector. When Jesus called Matthew to follow him, Matthew obeyed Jesus. He left his work to be with Jesus. Matthew loved Jesus and so he obeyed him. Today's memory verse is about obeying Jesus.*
2. Hold up the Scripture Memory Verse on the back of this Lesson Card for the children to see. Read it to the children three times while the children follow along silently.
3. Ask the children to read the verse together with you three more times. Ask each child in the group to read it together with you individually.

4. Tell the children that they are going to learn the verse by heart through a fun teamwork activity. Display the color-coded Scripture Memory Verse from the poster board for the children to see.
5. Divide the children into two teams: the red team and the blue team. Explain that the red team will read the words in red and the blue team will read the words in blue. Then, all the children will say the words in black together. Practice reading the memory verse one time in this way.
6. Now tell the teams that they are going to start off very slowly and gradually get faster. Have the teams start reading at a slow pace and increase their speed gradually, for a total of about six to eight repetitions.
7. Tell the children that they are going to switch teams. Tell the red team that they are now the blue team, and vice versa. Have the children read the verse again, slowly then faster, the same way as before. The children will have more difficulty this time as they will forget what color they are. Encourage them and have fun.
8. Finally, ask the children for volunteers to say the entire verse from memory. Give all the children an opportunity.

Conclusion

Ask the children the following questions:

- *Do you love your parents? Do you obey them?*
- *Do you love your grandparents? Do you obey them?*
- *Did Matthew love Jesus? Did he obey him?*
- *Do you love Jesus? Do you obey him?*
- *Did Jesus love God? Did he obey him?*
- *Do you love God? Do you obey him?*

Close with a prayer for the children to love God and to obey him.

Teacher Tips

- Depending on your group, you could add hand motions to each phrase that the children do as they read, such as: saluting, bowing, or placing their hands over their hearts.





If you love me, you will
obey what I command.

John 14:15



Lesson Objectives

- The children will tell the story of Jesus' call to Matthew.
- The children will describe Matthew's response to Jesus.
- The children will plan to tell one friend about Jesus.

Lesson Text

Luke 5:27-32

Scripture Memory Verse

If you love me, you will obey what I command.

John 14:15

Lesson Plan

Greeting and Registration

Preclass Activity: Soul Food

Welcome and Singing

Centers:

Life Application: Tell a Friend

Game: From Bags to Dishes

Bible Skills: The Final Journey

NOTE: Allow time for a snack.



Soul Food

The children will make a place setting to remind them that Matthew served Jesus.

Materials

For each child:

- 1 piece of construction paper or cardboard, 12" x 18"
- 1 piece of colorful wallpaper or gift wrap, 12" x 18"
- white glue
- 1 plastic fork, spoon, and knife
- 1 paper napkin
- 1 paper plate
- 1 small paper cup
- crayons or markers

For the teacher:

- scissors
- clear contact paper or laminate (optional)

Reproducible Pages:

- Page D, 1 copy per child

Preparation

1. For each child, glue the construction paper to the back of the wallpaper or gift wrap and let dry before class. Trim the edges so that it looks like a decorative place mat.
NOTE: if possible, cover the place mat with clear contact paper to make it last.
2. Cut out the "Bibles" from the copies of Reproducible Page D for the children.
3. Make a sample of this activity to show the children.

Instructions

1. Greet the children as they arrive. Show them the sample that you prepared and explain that today's lesson is about Matthew following Jesus, and sharing Jesus with his friends.

2. Distribute the place mats, napkins, cups, plates, plastic utensils and white glue to the children.
3. Have the children set their place mats, and then help them glue their items in place on their mats.
4. Distribute the Bibles from the copies of Reproducible Page D to the children. Have the children fold them on the dotted line. Have them write "Bible" on the outsides and then glue them to their paper plates on their mats.
5. Circulate among the children to offer help and review the Bible Story.

Teacher Tips

- You or the children may decorate the place mats before gluing on items.

Tell a Friend

The children will make a plan of how they will share Jesus with a friend.

Materials

For each child:

- crayons or markers
- pencil

For the teacher:

- large writing surface
- black marker

Reproducible Pages:

- Page E, 1 copy per child

Preparation

1. Practice leading this activity at home.
2. Complete the activity on your copy of Reproducible Page E.

Reviewing the Bible Story

Open your Bible to Luke 5. Remind the children that this week's Bible Story comes from the New Testament book of Luke, chapter 5:27-31. Distribute the copies of Reproducible Page E and pencils to the children. Ask the children to look at the boxes at the top of their pages while you ask them some questions. (These answers do not need to be written on the large writing surface.)

- *In the first box on your page, it says, "Jesus calls Matthew." What happened when Jesus called Matthew? (He left everything; he stopped collecting people's money; he obeyed Jesus; he followed Jesus.)*
- *In the second box, it says, "Matthew holds a banquet." Why did Matthew hold a banquet for Jesus? (Matthew wanted to honor Jesus; Matthew had a lot of friends come over to meet Jesus; Matthew probably wanted to show his appreciation by hosting a nice banquet.)*
- *In the third box, it says, "Jesus teaches the people about God." What happened when Jesus went to Matthew's house to eat? (People asked questions about Jesus; Jesus taught the people about God.)*

Life Application

Direct the children to the three boxes below the others. In Box #4, the children should write different ways that they hear about Jesus. Tell them that Jesus does not "call" them today in person like he called Matthew, but he still calls us to follow him through the Bible. Write their responses on the large writing surface for them to copy. (Answers should include: church; the Bible; friends from church; movies about the Bible; etc.)

In Box #5, the children should write the ways that they can obey Jesus. Write their answers on the large writing surface for them to copy. (Answers should include: pray; read my Bible; obey my parents; tell the truth; love my brothers and sisters; help other people; etc.)

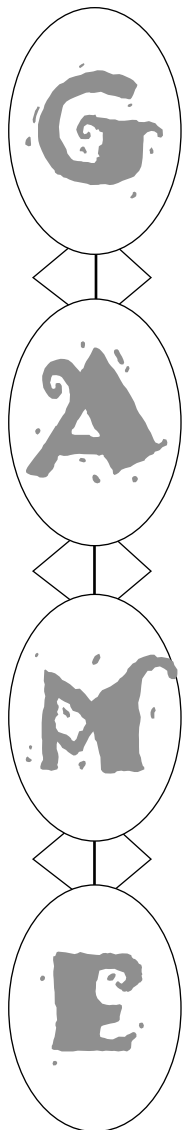
In Box #6, the children should write one way that they plan to help someone learn about Jesus. Write their answers on the large writing surface for them to copy. (Answers should include: invite them to church; invite them to my house and show them my Bible; tell them about my Bible class; watch a movie/video about Jesus; etc.)

Conclusion

Have the children sit in a circle and share their plans to help someone learn about Jesus. Encourage the children to share their plans with their parents and to pray every day for God to help them. Close with a prayer, having the children pray for God to help them share about Jesus.

Teacher Tips

- Young first graders will need to see the words before they can write them successfully. Make sure to write the children's answers for Boxes #4, 5 and 6 on the board neatly for them to copy.



From Bags to Dishes

The children will play this relay game to help them remember how Matthew changed to become a disciple of Jesus.

Materials

For the teacher:

- 2 paper plates
- 2 napkins
- 2 plastic forks, spoons and knives
- 2 paper cups
- 2 sandwich bags (that can be sealed)
- 40 pennies
- 2 large, sturdy boxes, approximately 12" x 18" x 12"
- completed place mat from Preclass (without the Bible)
- 1 long or 2 small tables
- masking tape

Preparation

1. In each box, place the following: one paper plate; one napkin; one plastic fork, spoon and knife; and one paper cup.
2. In each of the sandwich bags, place twenty pennies and close with a tight seal.
3. Set up the game area using the diagram on the back of this Lesson Card. Use masking tape to mark the starting lines for the teams and the places where the boxes will be placed. The boxes should not be more than three feet away from the line. Set the tables a short distance beyond the boxes.
4. Put the sample place mat where both teams can easily see it.

Instructions

1. *In this week's Bible Story, we learned that Matthew was a tax collector who gave up everything to follow Jesus. Matthew showed his love for Jesus by having a banquet at his home and inviting many of his friends. Jesus met and taught the people about God. Matthew changed a lot! He went from taking money away from people to giving them something even better than money—a chance to know God!*

2. Tell the children that they will play this game in teams. Divide the children into two teams.
3. Tell the children that today's game is a relay race. Each team will have a bag of pennies and a box full of items that they will need to set a table.
4. Line up the teams in two lines. To begin, give the first child in both lines a bag of pennies. The children will toss them into the boxes in front of them, which contain the table setting items.
5. Once the bag has been successfully tossed into the box, the child will quickly pick up the box and move to the designated table and set it, following the model provided for them by the sample place mat. See the diagram on the back of this Lesson Card.
6. Once the child has set the table, he will say out loud, "I will be like Matthew, I will follow Jesus."
7. Have the child put all the table items back into the box and return the box to its place. The child will take the bag of pennies out of the box and give it to the next child in line. Each child will repeat Steps 4-7.
8. Play continues until all the children on both teams have gone. If one team has an extra member, the opposing team can send one child a second time.

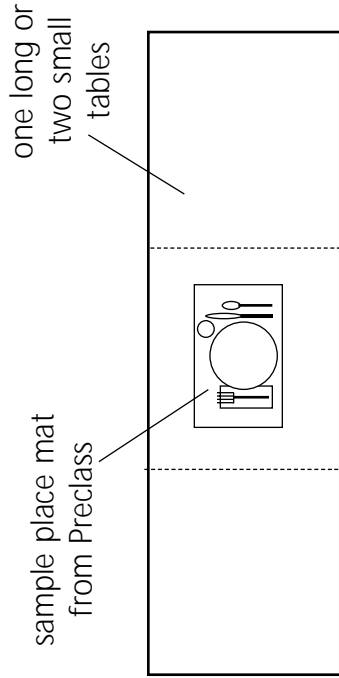
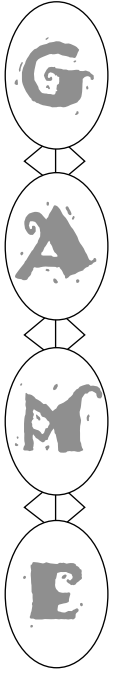
Conclusion

Encourage all the children for their efforts. Remind them that they can be like Matthew and have people into their homes. Explain that the real winners of this game are not just the ones who finished first, but those who will be like Matthew when they go home. Close with a prayer for the children to have Matthew's heart to share Jesus with their friends.


Teacher Tips

- Make sure that the box is not more than three feet from the children in line. They should not have to spend a lot of time trying to toss the bag into the box.
- You could have the children sing the words, "I want to be like Matthew, deep down in my heart" to the tune of song #408 "Deep Down In My Heart" in the Songs of the Kingdom songbook.

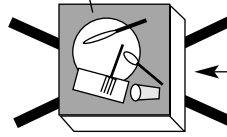




"X" marking spot where boxes are set

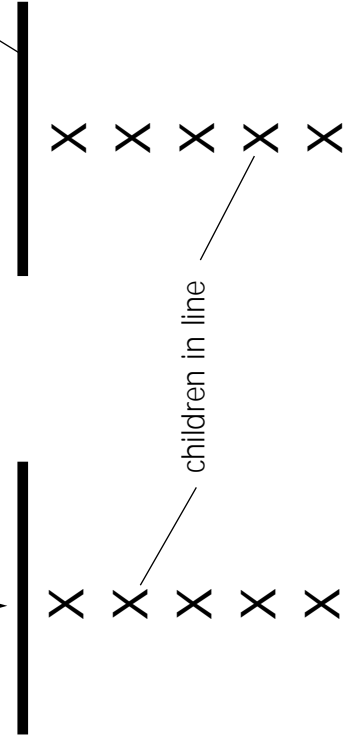


boxes with table setting items inside



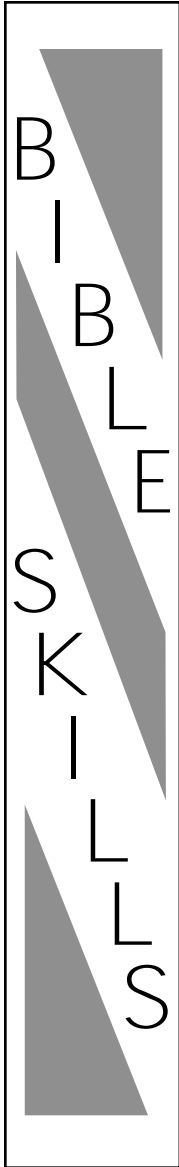
not more than 3'

line to start



Matthew





The Final Journey

The children will complete their journey of learning the names and highlights of the New Testament books.

Materials

For the teacher:

- scissors
- project display board from Unit 5 Lessons 1-2 Bible Skills
- 9 boats from copies of Reproducible Page F from Unit 5 Lesson 1 Bible Skills
- 9 Velcro squares with adhesive backing, approximately 1"

Reproducible Pages:

- Page F, 1 copy for each child

Preparation

1. Prepare the next nine boats from the copies of Reproducible Page F from Unit 5 Lesson 1. Write one of the following New Testament books on each of the boats (combining 1&2 Timothy, 1&2 Peter, 1,2&3 John): 1&2 Timothy, Titus, Philemon, Hebrews, James, 1&2 Peter, 1,2&3 John, Jude, Revelation.
2. Place the small pieces of Velcro hooks on the backs of the boats.
3. Place the small pieces of Velcro loops on the project display board, about four inches apart.
4. Practice leading this activity with enthusiasm.

Instructions

1. As the children arrive, seat them in front of a large table with Jesus' Fishing Fleet displayed. Tell them that today they will finish learning the New Testament books of the Bible as they finish building Jesus' Fishing Fleet.
2. Review the last two lessons, Matthew through 1&2 Thessalonians, by reading them aloud with all the children.
3. Introduce the new books to the children: *Today you are going to learn the last thirteen New Testament books. These are called books but they are actually letters that were written to churches all around the world. Some of these were written by Paul, but several others were written by Peter and John.*
4. Point to the boat for 1&2 Timothy on the display board. Explain that Paul wrote these letters to encourage his dear friend

Timothy, who was a young preacher. Ask for a volunteer to say all the books together with you from Matthew through 1&2 Timothy.

5. Point to the boat for Titus. *The book of Titus is also a letter written by Paul, this time to Titus, to help him to teach the people about God. Let's say them all together now.* Ask for a volunteer to say all the books together with you from Matthew through Titus.
6. Point to the boat for Hebrews. *Bible teachers are not completely sure who wrote this letter. But the message of Hebrews is loud and clear: do not give up on your faith! Hebrews tells about all the heroes of the Bible. Remember Hebrews and heroes.* Ask for a volunteer to say all the books together with you from Matthew through Hebrews.
7. Point to the boat for James. *The book of James is a letter that Bible teachers believe was written by James, the brother of Jesus. In this letter, James teaches the people all about how to have great faith—even in difficult times. Let's say them all together.* Ask for a volunteer to say all the books together with you from Matthew through James.
8. Point to the boat for 1&2 Peter. *In these letters, Peter tells the church how powerful God is and how God will provide for our every need. Think of Peter, power and provide.* Ask for a volunteer to say all the books together with you from Matthew through 1&2 Peter.
9. Point to the boat for 1&2&3 John. *In these letters, John wants the people to be totally sure about their faith, so he tells them important reasons why they can be sure. John tells them that he was a witness of everything that happened to Jesus, and they can trust what he says.* Ask for a volunteer to say all the books together with you from Matthew through 1&2&3 John.
10. Point to the boat for Jude. *In this book, Jude writes a letter to warn the church about people who want to hurt the church and the people's faith.* Ask for a volunteer to say all the books together with you from Matthew through Jude.
11. Point to the boat for Revelation. *In this letter, John describes an incredible vision that he had from God. John wanted to encourage the disciples about heaven and God's great power over the devil.* Say all the books together with the children from Matthew through Revelation.




Conclusion

Tell the children that the New Testament was written by men who followed Jesus, like Matthew, John, Peter and Paul. These men wrote their letters to people all over the world who were trying to follow Jesus. They were also written for the people who would come after them, like you and me! Distribute the copies of Reproducible Page F for the children to take home to complete using their Bibles. Close with a prayer thanking God for giving us the Bible—especially the New Testament.

Teacher Tips

- Think of additional and creative ways to involve the children during this activity. Have them stand up when they say the names of the books and sit down when they are not talking. Have them think of a way to say the books in a song or rap.
- If you are not already familiar with a song for the books of the New Testament, ask some other disciples to see if they know one.



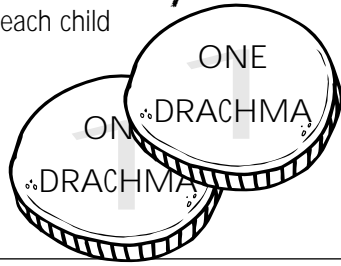
Core/Preclass
1 copy for each child

R
E
P
R
O
D
U
C
I
B
L
E
P
A
G
E
A

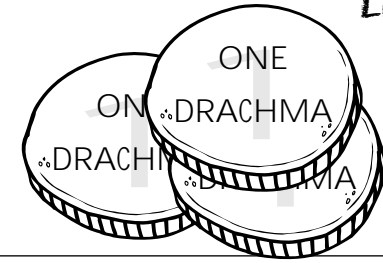


Core/Bible Story

1 copy for each child



Shopping List



Choose 3 things from this list:

or

Choose 2 things from this list:

candy bar...2 drachmas

ice cream cone...2 drachmas

comic book...2 drachmas

juice box...2 drachmas

2 circus tickets...3 drachmas


2 movie passes...3 drachmas

1 backpack...3 drachmas

R
E
P
R
O
D
U
C
I
B
L
E
P
A
G
E
C

Core/Craft
1 copy for each child

(fold line)



(fold line)

Jesus' Disciples
Lesson 3



This page intentionally left blank



Supplement/Preclass

1 copy for each child

R
E
P
R
O
D
U
C
I
B
L
E
P
A
G
E
D

**Matthew
followed
Jesus.**

**Luke
5:27-32**



Supplement/Life Application
1 copy for each child

R
E
P
R
O
D
U
C
I
B
L
E
P
A
G
E

#1

Jesus calls
Matthew.

#2

Matthew holds
a banquet.

#3

Jesus teaches
people about
God.

#4

I hear about Jesus:

#5

I obey Jesus:

#6

My Plan:



Supplement/Bible Skills

1 copy for each child

R
E
P
R
O
D
U
C
I
B
L
E
P
A
G
E
F

M_tthew

Galati_ns

P_ilemon

M_rk

Ephesi_ns

_ebrews

_uke

P_ilippians

J_mes

Jo_n

Colossi_ns

1&2 Pe_er

_cts

1&2 Thessa_onians

1,2&3 Jo_n

Rom_ns

1&2 Timot_y

Ju_e

1&2 Corinthi_ns

Ti_us

Revel_tion

