

Family Reunion

God's Family
Lesson 5

Lesson Objectives

- The children will tell how God brought Jacob and Esau back together.
- The children will describe one way that each brother had a change of heart.
- The children will explain one way to solve a family problem in a way that pleases God.

Lesson Text

Genesis 28-33

Scripture Memory Verse

But Esau ran to meet Jacob and embraced him; he threw his arms around his neck and kissed him. And they wept.

Genesis 33:4

Lesson Plan

Greeting and Registration

Preclass Activity: Search and Solve

Welcome and Singing

Centers:


Bible Story: A Brother's Love

Craft: Brave Hearts

Scripture Memory: Give Me a Hand!

NOTE: Allow time for a snack.





Family Reunion

Search and Solve

The children will preview key ideas from this week's Bible Story through this fun-with-words activity.

Materials

For each child:

- crayons
- pencil

Reproducible Pages:

- Page A, 1 copy for each child

Preparation

Complete a copy of Reproducible Page A.

Instructions

1. As the children arrive, distribute copies of Reproducible Page A. Explain that they must find and finish words that they will hear in today's Bible Story. Encourage the children to work together in pairs.
2. Circulate among the children to offer help.
3. Make sure the children write their names on their pages.

Teacher Tips

- The children who arrive late or do not finish during Preclass can finish after class or at home.

a	R	A	C	H	E	L	f
b	l	t	c	f	p	u	g
T	W	E	L	V	E	v	h
c	j	u	d	g	q	w	l
d	k	v	J	A	C	O	B
K	I	S	S	h	H	x	O
e	m	w	T	l	A	y	W
L	n	x	R	j	N	z	j
E	S	A	U	k	G	a	k
A	o	y	G	l	E	b	l
H	p	z	G	m	r	c	m
f	q	a	L	n	s	d	n
g	r	H	E	A	R	T	o
h	s	b	e	o	t	e	p

B Family Reunion

S

A Brother's Love

The children will learn what happened to Jacob after he left home and how God brought him and Esau back together again.

Materials

For the teacher:

- blanket

Preparation

1. Practice telling this story and asking the questions with enthusiasm and emphasis.
2. Place the blanket in the Bible Story area for the children to sit on.

Introducing the Bible Story

As the children arrive, direct them to sit on the blanket. Open your Bible to Genesis 28, saying: *In our last lesson, we learned about how Jacob took Esau's blessing by tricking their father Isaac. Esau was very angry with Jacob and wanted to kill him. When Rebekah heard this, she told him to go and stay with her brother until Esau had calmed down. So Isaac blessed Jacob and sent him to his mother's homeland to stay with her brother, Laban. Jacob and Esau were not very happy at this time. Esau was angry because his brother took his blessing. Jacob had to leave his family because he was afraid of his brother. Do you think that God wants us to be angry and afraid of our brothers and sisters? (No) Of course he does not. It makes God sad when we fight with our brothers and sisters. He wants us to love each other and to be friends.*

Today, our Bible Story is in Genesis 28 through 33. You are going to hear what happened to Jacob after he went away. God watched out for him for many years, and then one day something really amazing happened—he saw his brother Esau!

Presenting the Bible Story

Tell the children to listen carefully as you tell the story. You will ask them questions along the way.

After Jacob left home, he went to his mother's homeland and lived with her brother, Laban. There he worked for Laban seven years. After seven years, Jacob married Rachel, Laban's daughter. Jacob agreed to work for another seven years. Jacob worked very

hard for Laban. He was honest and took good care of Laban's flocks. During the years after he married Rachel, he had many children. In Jacob's day, some men had several wives. Jacob, together with his wives, had eleven sons and a daughter when he decided to return to his father's house. Jacob did not want to tell Laban that he was leaving because he was afraid that Laban would not let him go. He prepared all his children and servants and animals and started on the long journey home but did not tell Laban. When Laban found out that Jacob had left, he went to find him. He asked Jacob why he left without saying good-bye. Jacob said he was afraid that Laban would not let him go and take his wives and children. Laban and Jacob made an oath, which is a special promise to God. They promised that they would not do anything to hurt the other or their families. Then Jacob took his wives and children and headed for his father's house.

- Tell the children to repeat after you as you say each statement:
Jacob lived with Laban. Jacob worked for seven years and then married Rachel.
- Ask the children: *Who did Jacob live with? It sounds like "labor." (Laban) How many years did Jacob work for Laban before he married? (seven) Who did Jacob marry? (Rachel)*
On his way home, Jacob remembered his brother Esau. He sent messengers ahead to let Esau know that he was returning home with his new family. Jacob was afraid that Esau would still be angry. He sent his messengers to see if Esau would accept him. Jacob prayed to God. Jacob knew that he did not deserve all the wonderful things that God had given him. He was humble and asked for God to help him and protect his family in case Esau wanted to attack. After he prayed, Jacob prepared special gifts for Esau. He wanted Esau to know that he loved him and did not want him to be angry anymore.
- Tell the children to repeat after you as you say each statement:
Jacob remembered his brother Esau. Jacob was afraid that Esau was still angry. Jacob was humble and asked God to protect him and his family.
- Ask the children: *Who did Jacob remember? (Esau) Why was Jacob afraid? (He thought Esau was still angry.) What did Jacob ask God to do? (protect him and his family)*



Family Reunion

The next day, Jacob saw his brother Esau approaching. He ran ahead of his family and bowed down on the ground in front of his brother. And do you know what Esau did? The Bible says, "But Esau ran to meet Jacob and embraced him; he threw his arms around his neck and kissed him. And they wept." (Genesis 33:4) Esau was so happy to see his brother. When he saw all the people with Jacob, Esau wanted to know who they were. Jacob told him how God had blessed him. Esau was so happy to see his brother! Jacob was so happy that Esau was not angry with him! Jacob and Esau were both so happy that they cried!

- Tell the children to repeat Genesis 33:4 after you: *But Esau ran to meet Jacob and embraced him; he threw his arms around his neck and kissed him. And they wept.*
- Ask the children: *Why was Jacob happy?* (Esau was not angry anymore.) *Why was Esau happy?* (He was happy to see his brother.) *Why did Jacob and Esau cry?* (They were so happy.)

Some time later, Jacob and Rachel had another son. His name was Benjamin. So Jacob had twelve sons in all.

Share and Tell

Show the children this picture of Jacob and Esau. *Jacob and Esau loved each other very much. They were so happy to see each other! Esau was not angry at Jacob anymore. Jacob was humble and wanted to give Esau gifts—instead of taking them away. Both Esau and Jacob had changed. They could love each other again.*

Ask each child to think of someone in their family that they can tell this story to. Ask each child to tell the group who they will tell the story of Jacob and Esau to when they go home today. Close with a prayer for the children to love their brothers and sisters as much as Jacob loved Esau.

Teacher Tips

- Take the message of Jacob and Esau personally. Tell this story as you think that Jacob or Esau might have told it to their grandchildren.



C

•
R

•
A

•
F

•
T

•
•
•

Family Reunion

Brave Hearts

The children will make a special arm band describing one way that Jacob and Esau's hearts had changed toward each other.

Materials

For each child:

- crayons or markers
- 1 piece of ribbon or fabric, 2" x 18"
- 1 piece of poster board, 4" x 4"
- 1 glue stick

For the teacher:

- scissors
- hole punch

Reproducible Pages:

- Page B, 1 copy for each child

Preparation

1. Cut out the circle stencil and badge from copies of Reproducible Page B for each child.
2. Using the stencil, trace and cut out a circle from the poster board for each child.
3. Punch triple holes on both sides of the poster board for each child, a half inch from the edge, as shown in Figure A.
4. Make a model of the Brave Hearts arm band for the children to see.

Instructions

1. As the children arrive, show them your arm band and tell them that they are going to make one today. Remind them that in today's Bible Story, they learned what happened to Jacob after he left home. They learned that both Jacob and Esau changed in their hearts. Although Jacob was scared, he was brave and showed his love for Esau. Esau was brave and ran right up to his brother whom he had not seen for twenty years. They both showed their love for each other. And because they did, they were both so happy that they cried!

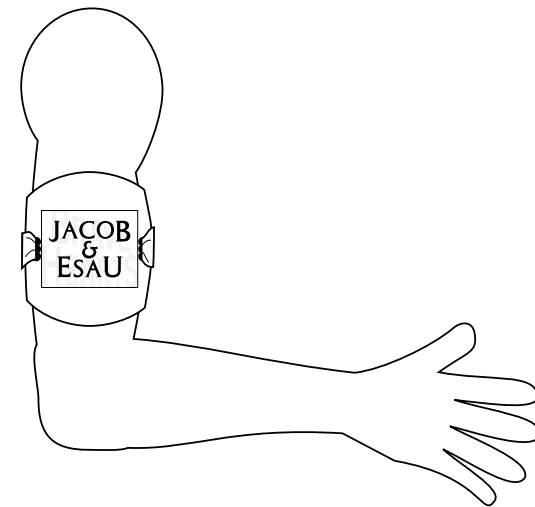
2. Distribute the crayons, glue sticks, poster board and badges that you prepared.
3. Have the children color their badges and glue them onto the poster boards, as shown in Figure B.
4. Distribute the ribbon or fabric strips. Help the children to feed the ribbon through the holes in the circle, as shown in Figure C.
5. Help the children to tie the arm bands comfortably around their upper arms, as shown.

Conclusion

Have the children sit in a circle. Close with a prayer. Let the children each thank God for their brothers and sisters by name.

Teacher Tips

- You may want to ask a fabric or craft store to donate the ribbon or fabric pieces.



Family Reunion

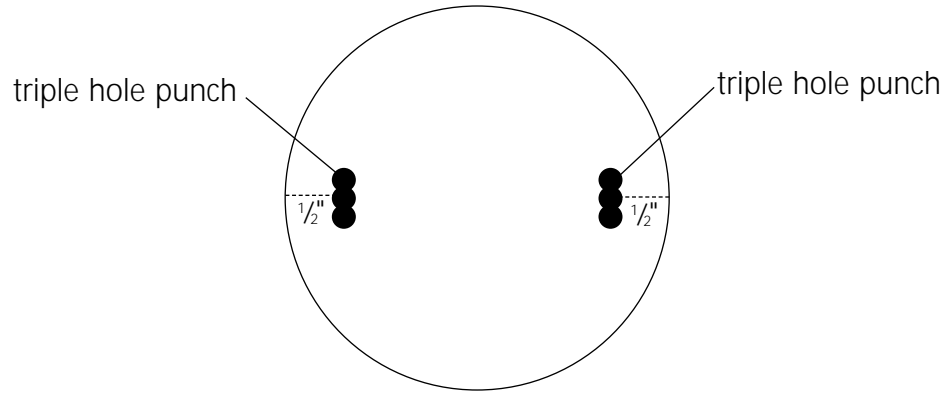


Figure A

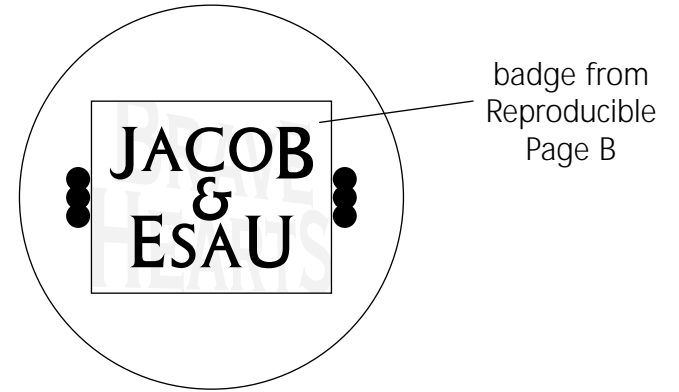


Figure B


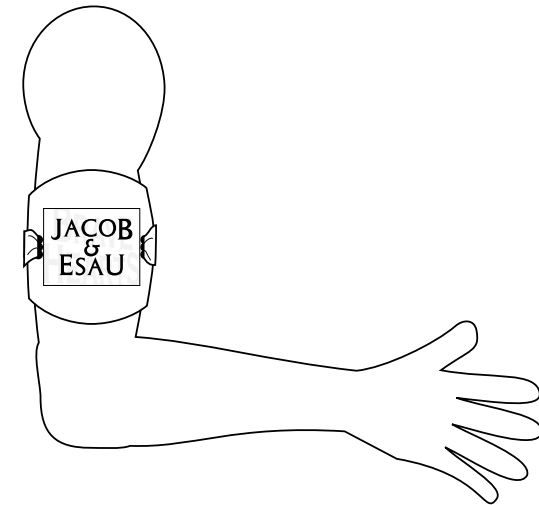


Figure C



Finished Craft

SCR
IPT
URE
MEM
ORY

Family Reunion

Give Me a Hand!

The children will learn and memorize today's Scripture Memory Verse through a fun, hand-clapping activity.

Scripture Memory Verse

But Esau ran to meet Jacob and embraced him; he threw his arms around his neck and kissed him. And they wept.

Genesis 33:4

Materials

For the teacher:

- large writing surface

Preparation

1. Learn today's Scripture Memory Verse by heart before coming to class.
2. Practice the motions to this verse several times until you are comfortable teaching it to others.
3. Write the Scripture Memory Verse on the large writing surface.

Instructions

1. Introduce today's activity by reminding the children about the Bible Story. *In our Bible Story, we learned that Jacob and Esau saw each other for the first time in twenty years! When they saw each other, they were so happy that they cried. God had changed both of their hearts so that they could love each other again. Our Scripture Memory Verse tells us what happened when they saw each other.*
2. Using the memory verse on the back of this lesson card, read the verse aloud to the children. Ask them to repeat it after you the second and third time.
3. Ask pairs of children to say the verse with you until all have had a chance.
4. Ask for volunteers to say the verse just with you. Allow as many as possible to try.

5. Have the children sit in a circle as you lead them in the following clapping sequence:
Bring both hands to together and pause.
But Esau (clap three times)
ran to meet (slap thighs three times)
Jacob (clap three times)
and embraced him; (slap thighs three times)
he threw his arms (clap three times)
around his neck (clap three times)
and kissed him. (slap thighs three times)
And they wept. (slap thighs three times)
Genesis 33:4 (clap three times)
6. Lead the group in this sequence three times. Then choose a child to lead the group in the sequence. Invite all the children to lead the group.
7. An optional activity would be to divide the group into pairs. Let each child take a turn leading the sequence.

Conclusion

Ask the children how they think that Jacob and Esau felt to see each other after twenty years. Close with a prayer thanking God for our families.

Teacher Tips

- Make up additional clapping sequences. Invite the children to make up their own sequences.



But Esau ran to meet Jacob
and embraced him;
he threw his arms around his neck
and kissed him. And they wept.

Genesis 33:4

Lesson Objectives

- The children will tell how God brought Jacob and Esau back together.
- The children will describe one way that each brother had a change of heart.
- The children will explain one way to solve a family problem in a way that pleases God.

Lesson Text

Genesis 28-33

Scripture Memory Verse

But Esau ran to meet Jacob and embraced him; he threw his arms around his neck and kissed him. And they wept.

Genesis 33:4

Lesson Plan

Greeting and Registration

Preclass Activity: What Do You Know?

Welcome and Singing

Centers:

Life Application: Hugs and Kisses

Game: Humble Pie

Bible Skills: Report Cards

NOTE: Allow time for a snack.



pre
class

ACTIVITY

What Do You Know?

The children will review this week's Bible Story through this fun, fill-in-the-blank activity.

Materials

For each child:

- pencil
- crayons

Reproducible Pages:

- Page C, 1 copy for each child

Preparation

1. Complete the activity on your copy of Reproducible Page C before class.

Instructions

1. As the children arrive, distribute copies of Reproducible Page C and pencils and crayons. Explain that this is a review of the Bible Story.
2. Encourage those who did not hear this week's Bible Story to work together with those who did.
3. Circulate among the children to offer help and assistance.
4. When they have finished, invite the children to draw a picture of Esau and Jacob's reunion on the backs of their pages.

Teacher Tips

- Be on the lookout for young readers who might have difficulty reading some of the words.

Answer Key

1. 28-33
2. twenty
3. Rachel
4. sons
5. daughter
6. angry
7. protect
8. gifts
9. ran
10. cried

Hugs and Kisses

The children will think of how to solve family problems in ways which are pleasing to God as they play a tasty game of tic-tac-toe.

Materials

For the teacher:

- a bag of Hershey's chocolate Kisses or other candy
- a bag of Hershey's Hugs or other candy
- large poster board
- thick felt-tip marker
- large writing surface

Reproducible Pages:

- Page D, 1 copy for the teacher

IMPORTANT: Make sure that none of the children are allergic to the candy you have selected.

Preparation

1. Make sure that you have enough candy for all the children.
2. On the large writing surface, create two columns called: Problems and Solutions. In the Problems column, write the words: lying, selfishness, anger, disrespect. In the Solutions column, write the words: telling the truth, caring about others, gentleness, respect.
3. Review the questions you will be asking from your copy of Reproducible Page D.
4. On the poster board, prepare a large tic-tac-toe board.

Reviewing the Bible Story

In our Bible Story this week, we learned about what happened to Jacob after he left his house. We know from our last Bible Story that Jacob and Esau had some problems in their family. Jacob lied to his father and said he was Esau. He tricked his father into getting Esau's special blessing. Esau was so angry at Jacob that he wanted to kill him. Jacob had been selfish and now he was scared of his brother. Isaac was upset that he had been tricked. Rebekah was upset because Esau wanted to kill Jacob. So many problems!

Referring to the large writing surface you prepared, ask the following questions:

- *What were some of the problems in this family?* (lying, selfishness, anger, disrespect)
- *What is the solution to each of these problems?* (telling the truth, caring about others, gentleness, respect)

In this activity, we are going to think of ways that we can solve our own family problems in ways that will make God happy.

Making Connections

Show the children the tic-tac-toe board that you prepared. Divide the group into two teams. One team is called the "hugs" and the other team is called the "kisses"—or whatever candy you chose. Explain that the teams will take turns just like tic-tac-toe, but first they must answer a question before they can play. When a team answers correctly, they may place a "hug" or a "kiss" on the board to mark their place. The first team to get three in a row wins.

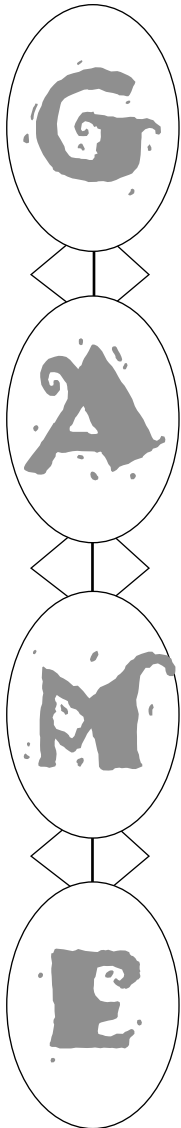
Tell the children that the questions must be answered as a group. Everyone must agree with the answer before giving it. You will be the judge of whether it is an acceptable answer or not. Remind the children of the four ways to solve problems the right way. Tell them to include one of these four solutions in their answer. Use this as your basis for judging a correct answer. For example, in Question #1, a correct answer would include: asking her nicely what the book bag is doing in her closet; not blaming her before she can explain, etc.

Conclusion

Encourage the children for their solutions. Make sure that everyone gets a piece of candy before leaving. Close with a prayer thanking God for the Bible that is full of great solutions to our problems.

Teacher Tips

- Think of additional questions to add to the list.



Humble Pie

The children will describe actions of Jacob and Esau and ways that their hearts changed.

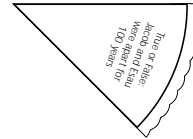
Materials

For the teacher:

- scissors
- pen

Reproducible Pages:

- Page E, 1 copy for the teacher

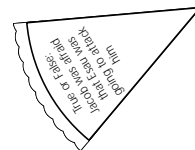


Preparation

1. Cut out the eight "pie pieces" from your copy of Reproducible Page E.
2. Practice playing this game at home or with friends.
3. Place the pieces of pie that you prepared face down on the game board on the opposite side of this lesson card.

Instructions

1. Explain that today's game is a review of the Bible Story from this week.
2. Divide the group into two teams: the Jacobs and the Esaus. Be sure to mix the children who did not hear this week's Bible Story with those who did.
3. Choose the team that begins. They may choose one piece of pie and give it to you. Read the question. They may discuss the question among themselves. If they answer correctly, they keep the piece of the pie. If not, it is discarded.
4. Play continues until all the questions have been answered.
5. The team with the most pieces of pie wins. All the children should shake hands to show good sportsmanship.
6. In case of a tie, use the questions provided under: Pie Breakers.



Pie Breakers

True or False: Jacob had more than one wife. (True)

True or False: Esau was still angry with Jacob after all the years they were apart. (False)

True or False: Jacob's heart had changed. He was no longer selfish, and he gave gifts to his brother. (True)

True or False: Rachel was the wife of Esau. (False)

Answer Key

NOTE: The children do not have to supply the correct answer to a false statement.

True or False: Jacob and Esau were apart for 100 years. (F, twenty)

True or False: Jacob worked for seven years to marry Rachel. (T)

True or False: Jacob had twelve dogs. (F, sons)

True or False: Jacob had no sons. (F, twelve)

True or False: Jacob was afraid that Esau was going to attack him. (T)

True or False: Jacob prayed to God and asked him to protect his family. (T)

True or False: Esau walked on tiptoe to see Jacob. (F, ran)

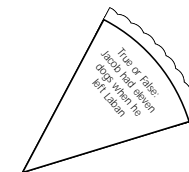
True or False: Esau and Jacob fell asleep after they saw each other. (F, cried)

Conclusion

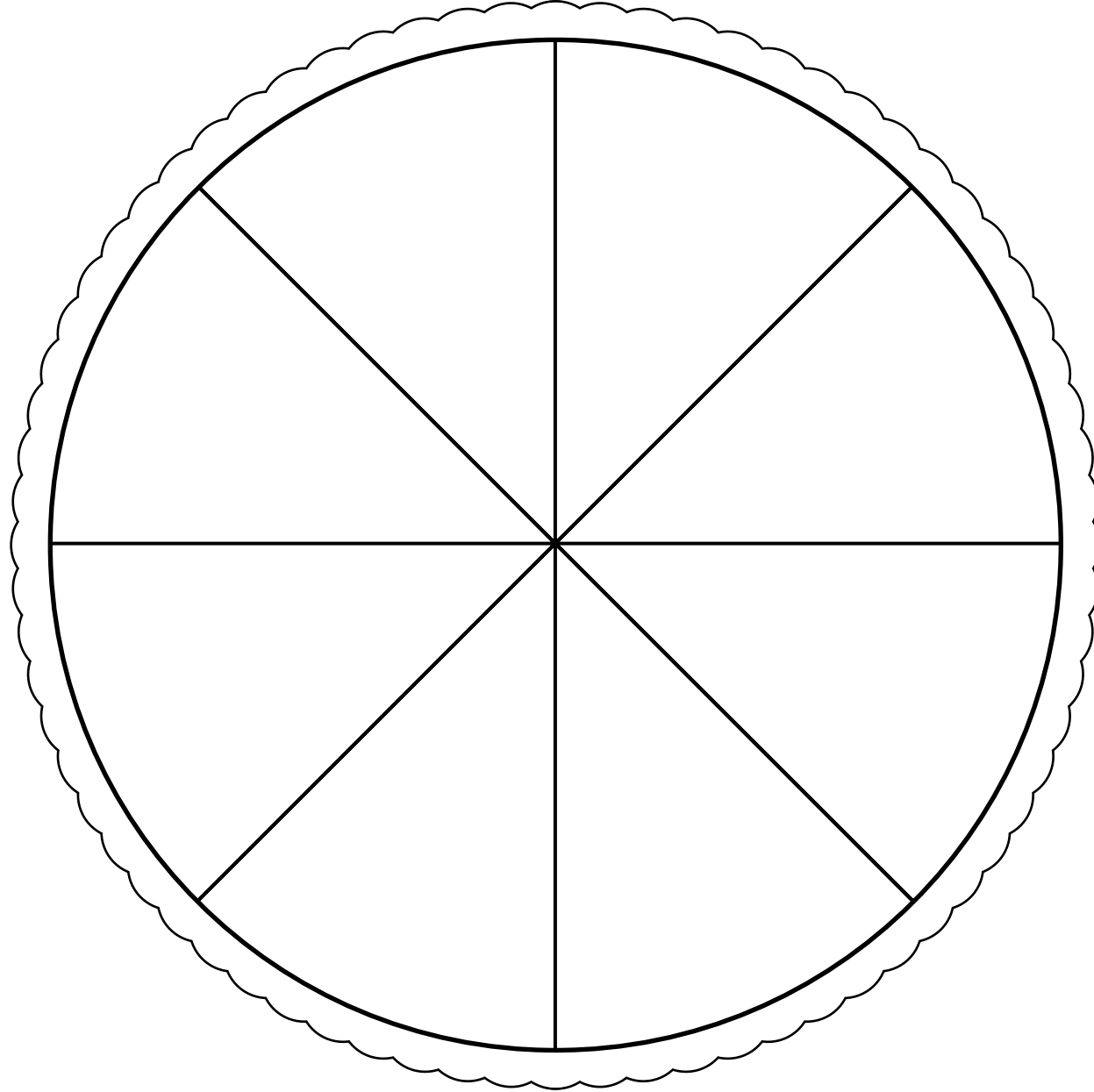
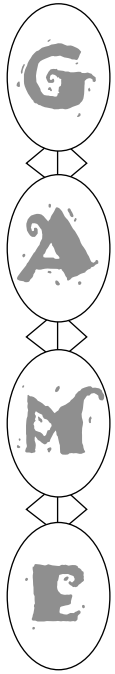
Close with a prayer thanking God for all the ways that we can have fun.

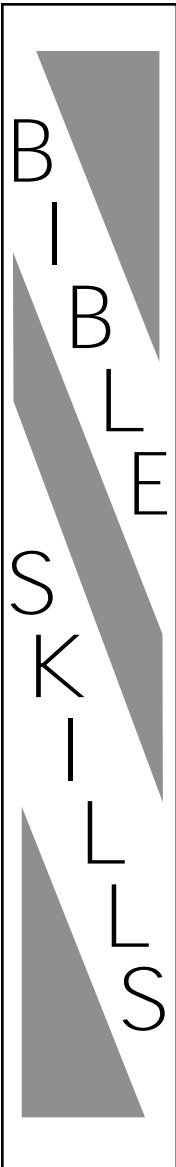
Teacher Tips

- For greater durability, cover the pie pieces with clear contact paper or laminate before cutting them.



Family Reunion





Report Cards (Books of the Minor Prophets)

The children will learn the main ideas for the Books of the Minor Prophets, as well as receive recognition for learning the Old Testament books and phrases.

Materials

For the teacher:

- large writing surface
- 1 pen
- scissors

Reproducible Pages:

- Page F, 1 copy for each child

NOTE: To make these items more durable, consider reproducing Page F onto a special, colored card stock paper.

Preparation

1. Cut out the report cards and bookmarks from copies of Reproducible Page F for the children.
2. Fold each report card on the dashed line and place a book mark inside, as shown.
3. Write the names of the children in your class in the spaces provided on the report cards.
4. On the large writing surface, write out all thirty-nine Old Testament books and their descriptive phrases that go with them according to their categories: Books of Law, History, Poetry, Major Prophets and Minor Prophets. See the back of this lesson card for an example.

Instructions

1. Introduce today's activity saying that it is a very exciting day for this class. Encourage the children for their hard work to learn not only the books of the Old Testament but a main idea about each one as well! Today they will learn the main ideas of the Books of the Minor Prophets, as well as review all the books of the Old Testament. Then, they will receive special report cards and bookmarks.

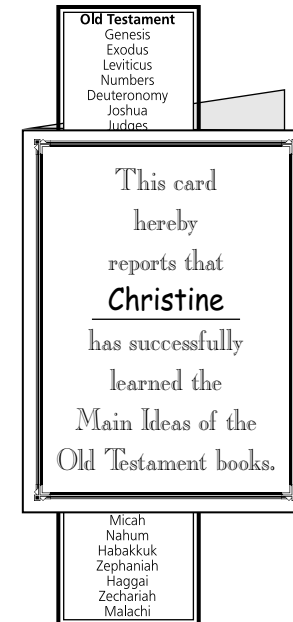
2. Beginning with the Books of the Minor Prophets written on the large writing surface, invite all the children to say each book and its phrase together with you. Make sure to say them with enthusiasm and animation! Then review all thirty-nine books of the Old Testament together.
3. Ask each child to come up and say the books and phrases with you individually. Ask the children as they come up if they want you to say it with them or not. As each child finishes, present the report card and bookmark that you prepared for them. Shake hands as you congratulate each child.

Conclusion

Close with a prayer thanking God for the Bible and for each child's efforts to learn it.

Teacher Tips

- You may want to throw a party for the children in your groups to enhance the celebration of their efforts.





Old Testament Books and Main Ideas List

Law

- Genesis
The Beginning
- Exodus
Exit Egypt
- Leviticus
Learn the Law
- Numbers
People Count!
- Deuteronomy
Love the LORD

History

- Joshua
Entering the Promised Land
- Judges
The LORD'S Leaders
- Ruth
Devoted to You
- 1 & 2 Samuel
King David and Son
- 1 & 2 Kings
Ups and Downs
- 1 & 2 Chronicles
Prophets, Kings, Captivity
- Ezra
Back to Build
- Nehemiah
The Wall
- Esther
Brave Queen

Poetry

- Job
Faithful in Hard Times
- Psalms
Song Book
- Proverbs
Wise Words
- Ecclesiastes
Meaning of Life
- Song of Songs
Love Song

Major Prophets

- Isaiah
Jesus Is Coming
- Jeremiah
People Forgot God
- Lamentations
Crying for God's People
- Ezekiel
See God's Glory
- Daniel
Dreams and Visions

Minor Prophets

- Hosea
God's Lasting Love
- Joel
Bugs, Bad Guys and Blessings
- Amos
Call to Righteousness
- Obadiah
Love and Justice
- Jonah
Running Away from God
- Micah
Choose to do Right
- Nahum
Nineveh Destroyed
- Habakkuk
God Answers Questions
- Zephaniah
A Call to Change
- Haggai
God Comes First
- Zechariah
Radical Hope
- Malachi
Don't Rob God!



PAGE
A

R
E
F
E
R
E
N
C
E
S
O
F
T
H
E
B
I
B
L
E

Core/Preclass

1 copy for each child

Fill in the blanks
with the
missing letters:

J _ COB

ES _ U

L _ AH

RAC _ EL

STRU _ _ LE

TWEL _ E

_ OW

_ ISS

_ EAR _ _

C _ ANG _ _

a	R	A	C	H	E	L	f
b	I	t	c	f	p	u	g
T	W	E	L	V	E	v	h
c	j	u	d	g	q	w	I
d	k	v	J	A	C	O	B
K	I	S	S	h	H	x	O
e	m	w	T	I	A	y	W
L	n	x	R	j	N	z	j
E	S	A	U	k	G	a	k
A	o	y	G	I	E	b	I
H	p	z	G	m	r	c	m
f	q	a	L	n	s	d	n
g	r	H	E	A	R	T	o
h	s	b	e	o	t	e	p

Jacob
twelve

Esau
bow


Leah
kiss

Rachel
heart


struggle
change

Core/Craft
1 copy for each child

R
E
P
R
O
D
U
C
I
B
L
E
P
A
G
E
B



circle stencil



badge



What Do You Know?

Fill in the blanks with the correct words in the box at the bottom of the page.

1. The Bible Story is in Genesis _____.
2. Jacob and Esau were apart for _____ years.
3. Jacob worked for seven years to marry _____.
4. Jacob had twelve _____.
5. Jacob had one _____.
6. Jacob was afraid that Esau was _____.
7. Jacob prayed to God and asked him to _____ his family.
8. Jacob gave _____ to Esau.
9. Esau _____ to see Jacob.
10. Esau and Jacob _____ after they saw each other.

28-33 angry cried daughter gifts
protect Rachel ran sons twenty

R
E
P
R
O
D
U
C
I
B
L
E

PAGE

C



Supplement/Life Application

1 copy for the teacher

R
E
P
R
O
D
U
C
I
B
L
E

PAGE

D

Question 1

You just got a new book bag for school. It has been missing for a week. Yesterday you found it in your sister's closet. What should you do?

Question 4

The school bully comes over and calls your little brother a bad name and makes fun of him in front of all your friends. What should you do?

Question 2

Your older brother just got his license and promised to take you and your friends to the movies on Saturday. On Friday night, at teen devo, he was asked to be in a Bible study on Saturday. He tells you that he can't take you this week, but he will do it next week. What should you do?

Question 5

You and your brother are playing with a ball in the house. You both know that this is against the rules. The ball knocks over a picture and breaks it. You want to blame him. What should you do?

Question 3

You are playing a game of cards with your sister. You see her take a card and you think she is cheating. What should you do?

Question 6

Your mother told you she would take you out for lunch when you get 100% correct on your spelling test. You only got one wrong. You want to tell her that you got them all right. What should you do?



Supplement/Life Application

1 copy for the teacher

R
E
P
R
O
D
U
C
I
B
L
E
P
A
G
E

True or False: Jacob worked for seven years to marry Rachel.

True or False: Jacob had twelve dogs.

True or False: Jacob had no sons.

True or False: Jacob was afraid that Esau was going to attack him.

True or False: Jacob prayed to God and asked him to protect his family.

True or False: Esau walked on tiptoe to see Jacob.

True or False: Esau and Jacob fell asleep after they saw each other.

True or False: Jacob and Esau were apart for 100 years.



Supplement/Bible Skills

1 copy for each child

R
E
P
R
O
D
U
C
I
B
L
E

PAGE
F

Old Testament

Genesis
Exodus
Leviticus
Numbers
Deuteronomy
Joshua
Judges
Ruth
1 Samuel
2 Samuel
1 Kings
2 Kings
1 Chronicles
2 Chronicles
Ezra
Nehemiah
Esther
Job
Psalms
Proverbs
Ecclesiastes
Song of Songs
Isaiah
Jeremiah
Lamentations
Ezekiel
Daniel
Hosea
Joel
Amos
Obadiah
Jonah
Micah
Nahum
Habakkuk
Zephaniah
Haggai
Zechariah
Malachi

This card
hereby
reports that

has successfully
learned the
Main Ideas of the
Old Testament books.

